GENVIK

# SUBMERSIBLE PUMPS - 50Hz

# MARSHALLING THE POWER OF TECHNOLOGY TO PROVIDE COST EFFECTIVE PUMPING SOLUTIONS

Genvik is one of the emerging leaders in the world with the capability and the resources to provide pumping solutions that are not only cost effective but contributes to better productivity. As a technology oriented company Genvik has made major investments to stay on the cutting edge of pump manufacture. While the focus is on industrial pumps, Genvik has also developed pumping systems for diverse applications.

Genvik pumps are manufactured at ISO 9001&14001 facilities, equipped with state of art testing equipments and highly sophisticated machinery. Design and manufacture are carried out under digital environment for zero defect product turn out.

Backed by strong customer service and a willingness to listen to customer perceptions and needs, Genvik is a name to reckon with in the world of pumps.

## VISION

To always stay on the cutting edge of pump and other accessories manufacture, with special emphasis on industrial pumps, to ensure that customers across the globe enjoy the benefits of our efforts to provide world class products.

## MISSION

By embracing technology coupled with innovative thinking, we will meet customer expectations for high performance products with affordability as a key factor. We seek to do it by staying open to the latest developments in the field, by being proactive and optimistic and through teamwork, resourcefulness and commitment.

# CONTENTS


| | |
|---|---|
| Stainless Steel Submersible Pumps | 3 |
| GENERAL INFORMATION | 4 |
| 4" SS Pump Group Performance Curve | 5 |
| 6" & 8" SS Pumps Group Performance Curve | 6 |
| 10" SS Pump Group Performance Curve | 7 |
| 4" SS Pump Cross Sectional Drawing | 8 |
| 6" SS Pump Cross Sectional Drawing | 10 |
| 8" SS Pump Cross Sectional Drawing | 12 |
| 10" SS Pump Cross Sectional Drawing | 13 |
| 4" SS Pump Performance Data & Curves | 14 |
| 6" SS Pump Performance Data & Curves | 26 |
| 8" SS Pump Performance Data & Curves | 62 |
| 10" SS Pump Performance Data & Curves | 70 |
| Plastic Submersible Pumps | 82 |
| GENERAL INFORMATION | 83 |
| 4" Plastic Pump Group Performance curve | 84 |
| 4" Plastic Pump Cross Sectional Drawing | 85 |
| 4" Plastic Pump Performance Data & Curves | 88 |
| Friction Loss Chart | 106 |
| Conversion Chart | 109 |

# STAINLESS STEEL SUBMERSIBLE PUMPS

## Description

Genvik stainless steel submersible pumps are ingeniously designed and developed employing latest engineering softwares & high-tech machinery. The complete stainless steel construction not only prevents the pumps from corrosion but also exceptionally increases the life span. The integrated and most modern quality assurance systems used at every stage of the production and flawless workmanship ensure sustained and consistent operation.

All these submersible pumps are multistage single suction centrifugal type, provided with integral check-valve and NEMA standard coupling. These pumps are available with fabricated impellers and diffusers made of SS 304/316 and the shaft is made of SS-304/431. The integral check valve prevents back flow and reduces the risk of water hammer which paves the way for trouble free performance. The screen is designed with utmost care so as not to reduce the inflow of water and at the same time to prevent damage to the pump and clogging due to the entry of sand and other foreign particles.

## Model Identification

* * * - * - ** - *

- **SI (Suction Interconnector)**
  The digit applicable only when the pump is suitable for lesser dia motor)
- **Number of Impellers Stages**
  (01=1 Stg, 02=02 Stg, 10=10Stg, 50=50Stg)
- **Nominal Flow in m³/h**
  (Actual Value to be mentioned
  1 = 1m³/h, 2 = 2m³/h, 78 = 78m³/h, 125=125m³/h)
- **Material of Construction**
  S=SS304, N=SS316
- **Genvik**
- **Pump Nominal Diameter (mm)**
  (4", 6",8" & 10")

| Features | Applications |
|---|---|
| Energy efficient hydraulic design | Household Water Supply |
| Easy installation and maintenance | Pressure Boosting |
| Ensures long lasting performance | Industrial Applications |
| Can handle upthrust loads | Fountains |
| Ensures durability and reliability | Sprinkler System |
| Reduced risk of water hammer | Gardening |
| Casted SS suction inter connector | Rural And Civil Water Supply |

## Pumped Liquids

Non-aggressive, non explosive, pure, cold, fresh water without abrasive particles having the following characteristics.

| | |
|---|---|
| pH | 6.5 to 8.5 |
| Turbidity | 50 ppm silica scale (max.) |
| Viscosity | 1.75x10$^{-6}$ m²/sec (max.) |
| Hardness (Drinking Water) | 300 (max.) |
| Specific gravity | 1.004 (max.) |
| Allowable solids | 3000 ppm (max.) |
| Chlorine ion density | 500 ppm (max.) |
| Permissable amount of sand | 50 g/m³ (max.) |
| Temperature | 33°C (max.) NBR, 90°C VITON |

## Pump Operating Limitations - KS / KN Series

| Nominal Diameter | 4" | 6" | 8" | 10" |
|---|---|---|---|---|
| Power Range | 0.37kW-11kW | 2.2kW-63kW | 5.5kW-130kW | 9.3kW-220kW |
| Speed | 2900 rpm | 2900 rpm | 2900 rpm | 2900 rpm |
| Flow Range (m³/hr) | 0.4 - 19 | 7 - 80 | 20 - 125 | 18 - 290 |
| Max. Recommended Head (m) | 4 - 535 | 4.5 - 850 | 8 - 476 | 6 - 468 |
| Delivery size in mm | 32, 40 & 50 | 50, 65, 80 & 100 | 100 & 125 | 125 & 150 |
| Max. Operating Pressure | 5.4 Mpa ( 54 bar) | 9.5 Mpa ( 95 bar) | 5.2 Mpa (52 bar) | 4.9 Mpa (49 bar) |
| Horizontal Installation | Min. 30° angle | Min. 30° angle | Min. 30° angle | Min. 30° angle |

## Performance Curves Conditions

- The performance curves show pump performance of the pump at rated speed and voltage. (2900 rpm)
- The measurements were made with airless water at 20°C. For pumping liquids with a density higher than that of water, motors with correspondingly higher outputs must be used.
- Pipe friction losses have not been included in the performance curves and performance data.
- The bold curves indicate the recommended performance range.
- The head and discharge are inclusive of check valve and suction inter-connector losses at the actual speed.
- Efficiency curve : ("EFF %") shows pump stage efficiency.
- Curve tolerance according to ISO : 9906, Grade 3B.
- The performance are at rated voltage and only indicative. Actual discharge depends on availability of water in well, based on strength of water source, height of water column, submergence of pump, etc.,
- The given performance are for a specific materials of construction of pumps.

Available materials of construction types : KS (SS 304) & KN (SS 316).
For SS 316 replace KS with KN. The given performance ranges are same for version : KS & KN.

# 4" GROUP PERFORMANCE CURVE

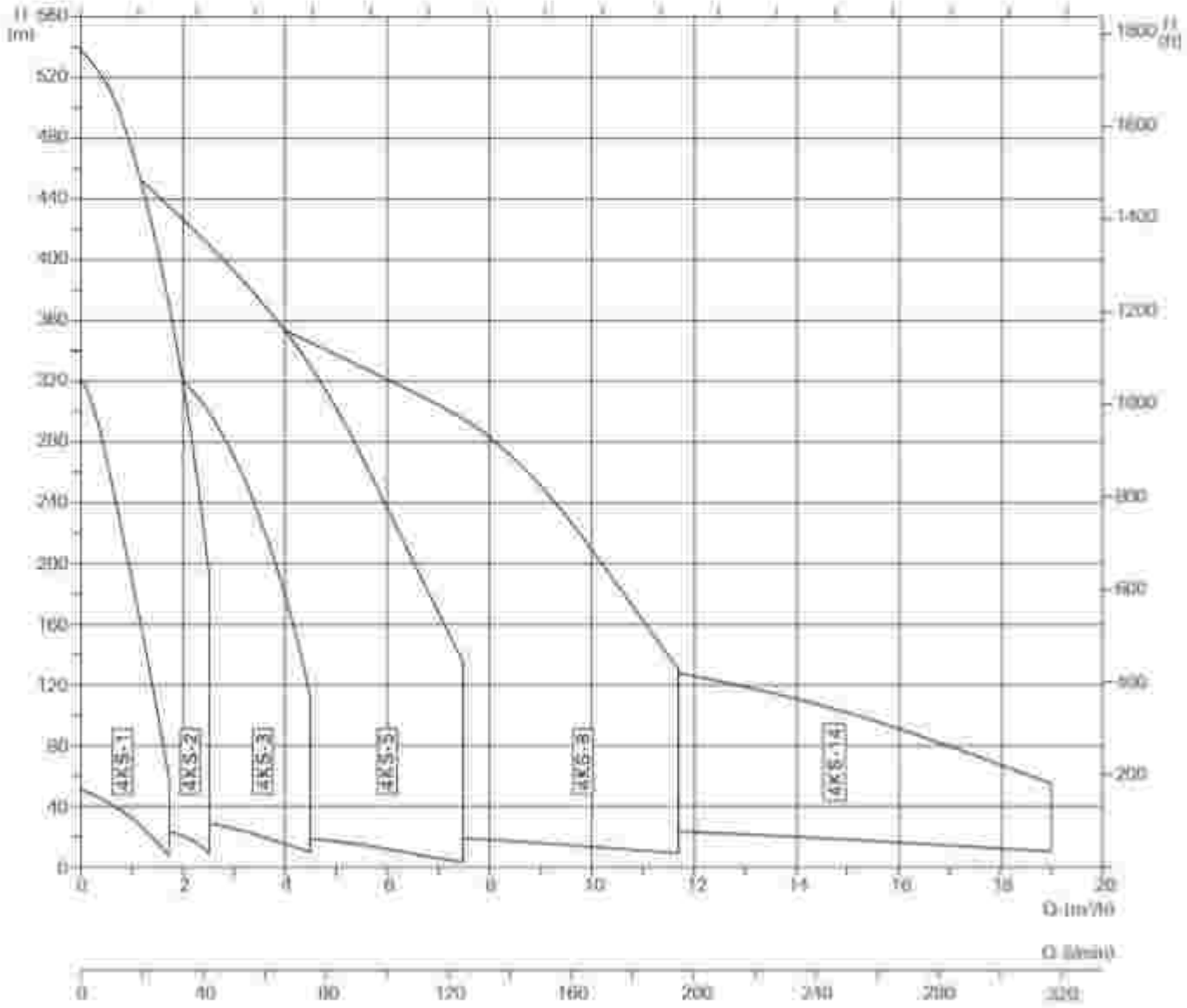


Curve tolerance according to ISO 9906:2012, Grade 3B

# 6"& 8" GROUP PERFORMANCE CURVE

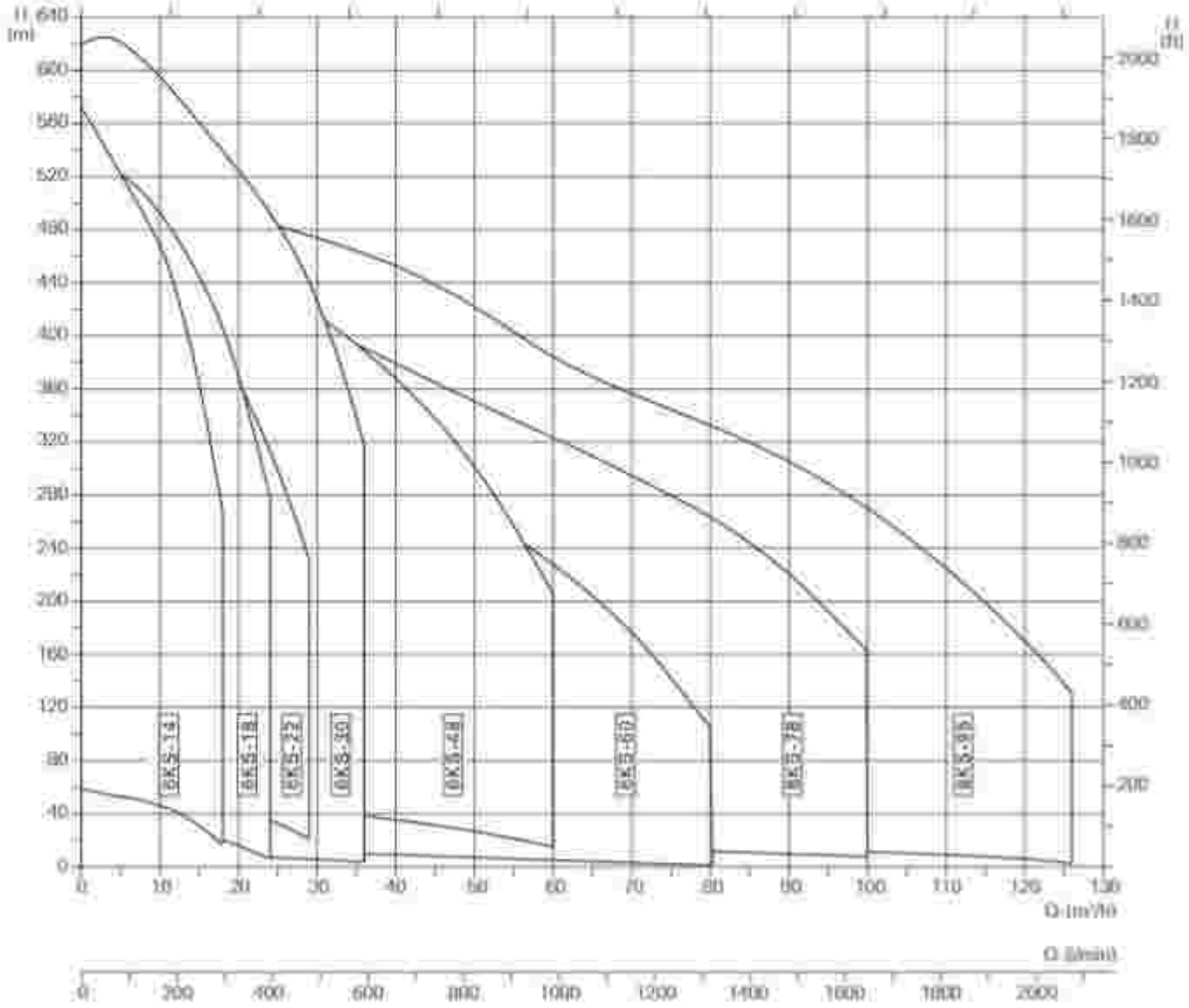


Curve tolerances according to ISO 9906:2012, Grade 3B

# 10" GROUP PERFORMANCE CURVE

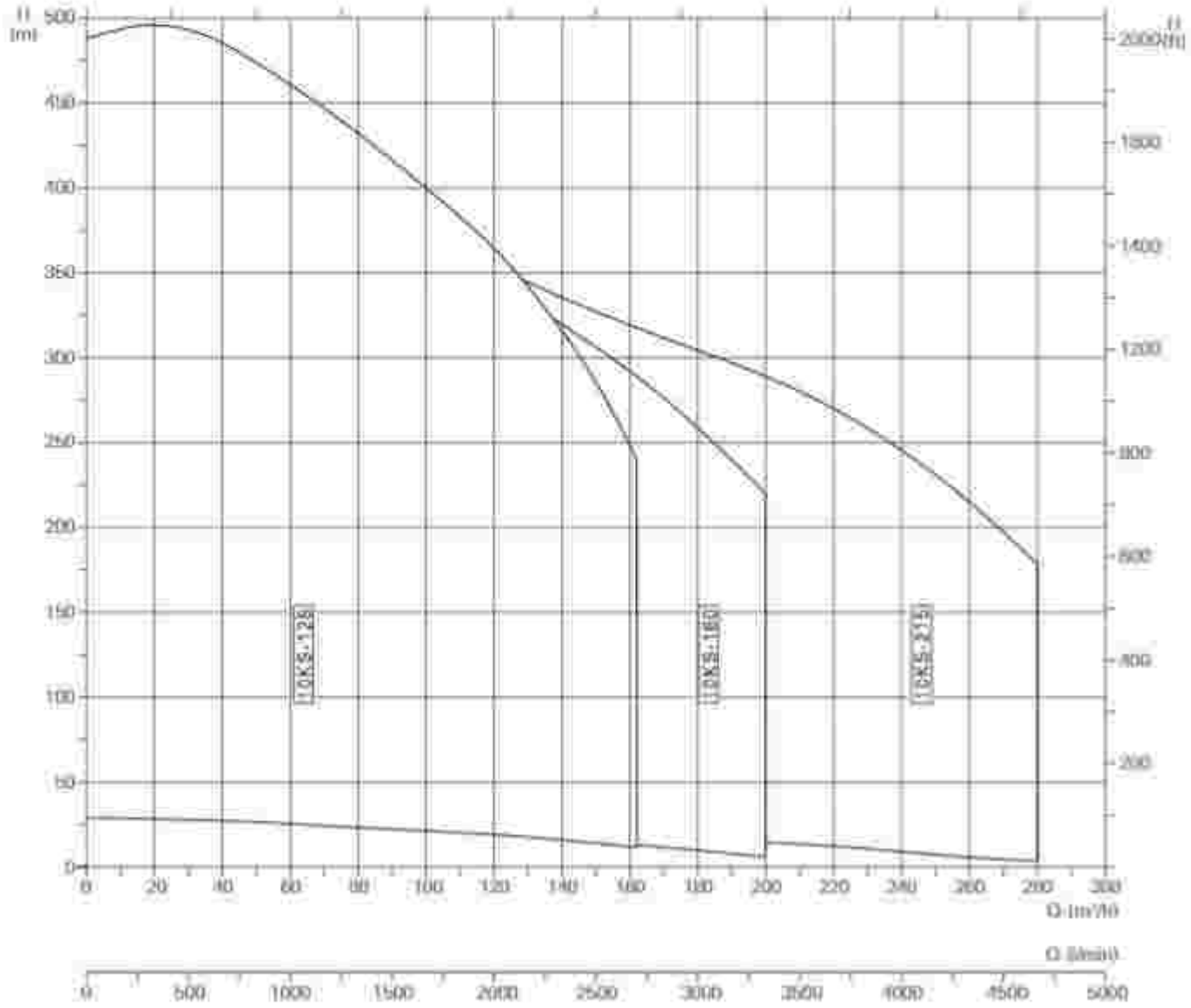


Curve tolerance according to ISO 9906:2012, Grade 3B

## 4" CROSS SECTIONAL DRAWING

# RADIAL FLOW PUMP (KS / KN Series)

1 / 3 / 5 / 8 m³/h

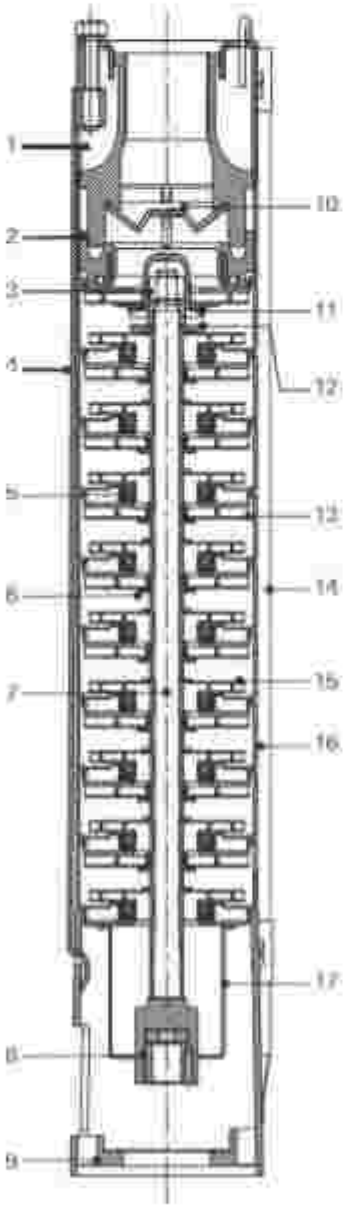


| Sl. No. | Components | MOC |
|---|---|---|
| 1 | Valve Housing | SS 304 / 316 |
| 2 | Valve Seat | NBR |
| 3 | Lock Nut | SS 304 / 316 |
| 4 | Locking Strip | SS 304 / 316 |
| 5 | Impeller Seal Ring | NBR / VITON / SiC |
| 6 | Shaft Bearing | NBR / VITON / SiC |
| 7 | Pump Shaft Hexagonal | S.S 304 / 316 |
| 8 | Coupling and Spacer | S.S 304 / 329 |
| 9 | Suction Interconnector | S.S 304 / 316 |
| 10 | Valve | SS 304 / 316 |
| 11 | Counter Thrust Bearing | LTD 4 / Teflon |
| 12 | Counter Thrust Washer | SS 304 / 316 / 420 |
| 13 | Diffuser | SS 304 / 316 |
| 14 | Cable Guard | SS 304 / 316 |
| 15 | Impeller | SS 304 / 316 |
| 16 | Diffuser Casing | SS 304 / 316 |
| 17 | Suction Screen | SS 304 / 316 |

For SS 316 construction replace KS with KN

# 4" CROSS SECTIONAL DRAWING

## MIXED FLOW PUMP (KS / KN Series)

14 m³/h

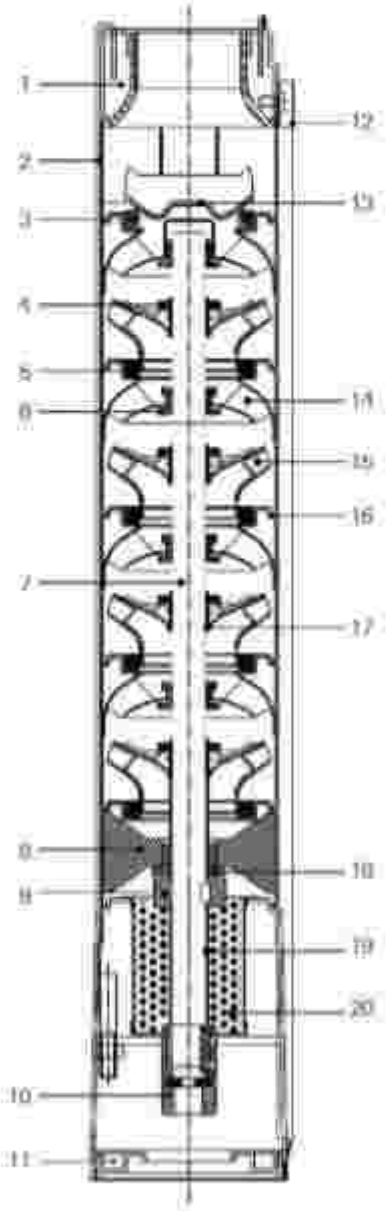


| SL No. | Components | MOC |
|---|---|---|
| 1 | Valve Housing | SS 304 / 316 |
| 2 | Locking Strip | SS 304 / 316 |
| 3 | Valve Seat | NBR / VITON / SBR |
| 4 | Lock Nut | SS 304 / 316 |
| 5 | Impeller Seal Ring | NBR / VITON |
| 6 | Shaft Bearing | NBR / VITON |
| 7 | Pump Shaft Cylindrical | SS 431 / 329 |
| 8 | Bottom Support | S.S 304 / 316 |
| 9 | Coupling Thrust Washer | S.S 420 |
| 10 | Coupling Splines | SS 329 |
| 11 | Suction Interconnector | SS 304 / 316 |
| 12 | Cable Guard | SS 304 / 316 |
| 13 | Valve | SS 304 / 316 |
| 14 | Diffuser | SS 304 / 316 |
| 15 | Impeller | SS 304 / 316 |
| 16 | Diffuser Casing | SS 304 / 316 |
| 17 | Sleeve | SS 304 / 316 |
| 18 | Counter Thrust Bearing | BRONZE |
| 19 | Spacer | SS 304 / 316 |
| 20 | Suction Screen | SS 304 / 316 |

For SS 316 construction replace KS with KN

## 6" CROSS SECTIONAL DRAWING

# RADIAL FLOW PUMP (KS / KN Series)

14 / 17 / 18 / 22 m³/h

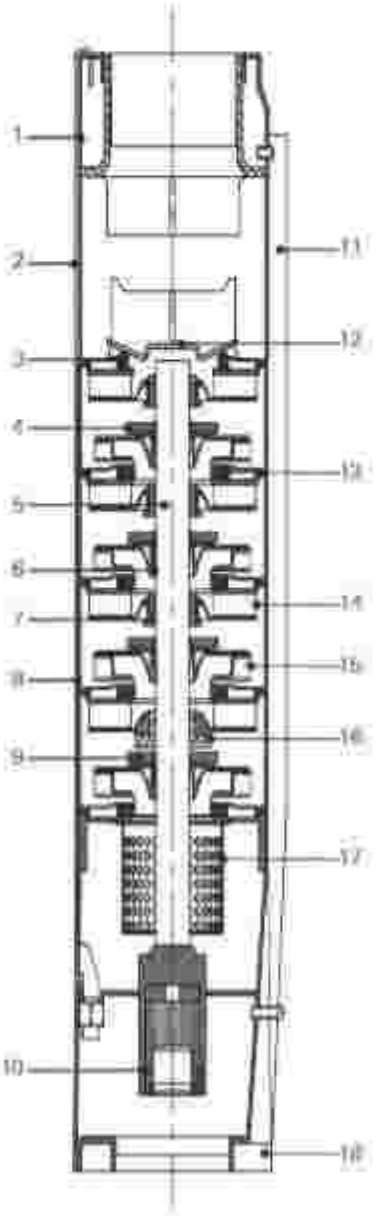


| Sl. No. | Components | MOC |
|---|---|---|
| 1 | Valve Housing | SS 304 / 316 |
| 2 | Locking Strip | SS 304 / 316 |
| 3 | Valve Seat | NBR / VITON / SBR |
| 4 | Lock Nut | SS 304 / 316 |
| 5 | Pump Shaft | S.S 431 |
| 6 | Sleeve | SS 304 / 316 |
| 7 | Shaft Bearing | NBR / VITON / SBR |
| 8 | Diffuser Casing | S.S 304 / 316 |
| 9 | Coupling Thrust Washer | S.S 420 |
| 10 | Coupling and Spacer | SS 431 / 329 |
| 11 | Cable Guard | SS 304 / 316 |
| 12 | Valve | SS 304 / 316 |
| 13 | Impeller Seal Ring | NBR / VITON / SBR |
| 14 | Diffuser | SS 304 / 316 |
| 15 | Impeller | SS 304 / 316 |
| 16 | Counter Thrust Bearing | LTB 4 |
| 17 | Suction Screen | SS 304 / 316 |
| 18 | Suction Inter Connector | SS 304 / 316 |

For SS 316 construction replace KS with KN

## 6" CROSS SECTIONAL DRAWING

## MIXED FLOW PUMP (KS / KN Series)

30 / 48 / 60 $m^3/h$

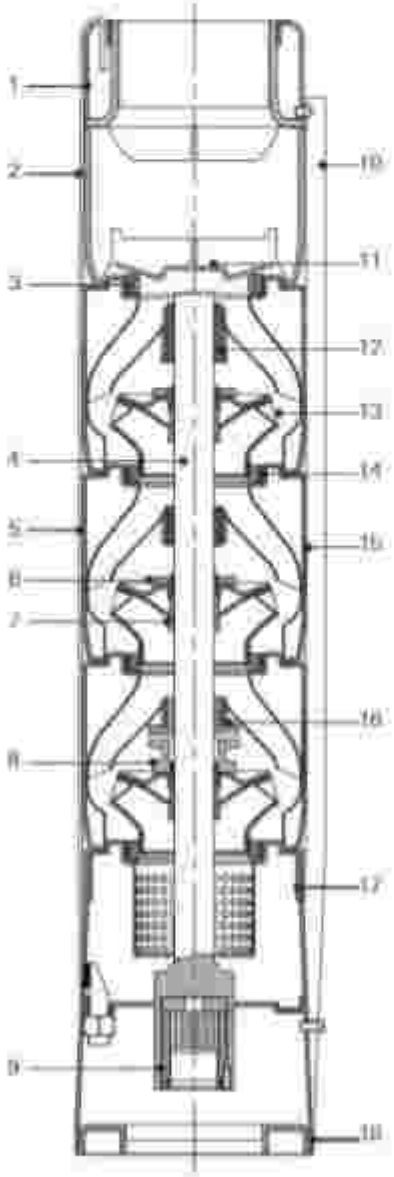


| Sl. No. | Components | MOC |
|---|---|---|
| 1 | Valve Housing | SS 304 / 316 |
| 2 | Locking Strip | SS 304 / 316 |
| 3 | Valve Seat | NBR / VITON / SBR |
| 4 | Pump Shaft | S.S 431 |
| 5 | Diffuser Casing | SS 304 / 316 |
| 6 | Lock Nut | SS 304 / 316 |
| 7 | Sleeve | SS 304 / 316 |
| 8 | Coupling Thrust Washer | S.S 420 |
| 9 | Coupling and Spacer | S.S 431 and 329 |
| 10 | Cutlet Guard | SS 304 / 316 |
| 11 | Valve | SS 304 / 316 |
| 12 | Shaft Bearing | NBR / VITON / SBR |
| 13 | Impeller | S.S 304 / 316 |
| 14 | Impeller Seal Ring | NBR / VITON / SBR |
| 15 | Diffuser | S.S 304 / 316 |
| 16 | Counter Thrust Bearing | LTB 4 |
| 17 | Suction Inlet Connector | S.S 304 / 316 |
| 18 | Suction Strainer | S.S 304 / 316 |

For SS 316 construction replace KS with KN

# 8" CROSS SECTIONAL DRAWING

## MIXED FLOW PUMP (KS / KN Series)

78 / 95 m³/h

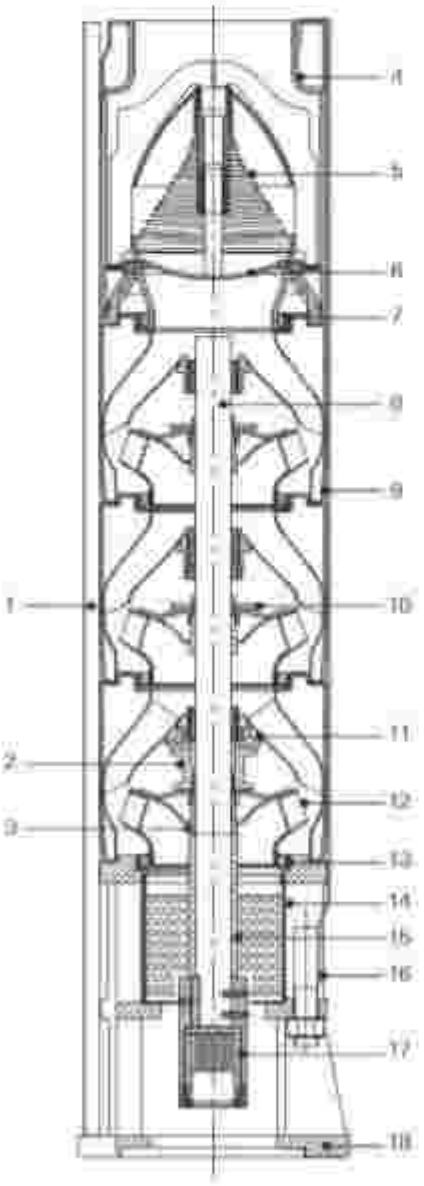


| Sl. No. | Components | MOC |
|---|---|---|
| 1 | Cable Guard | SS 304 / 316 |
| 2 | Cable Thrust Pad | SS 420 / 431 |
| 3 | Impeller Sleeve | SS 304 / 316 |
| 4 | Valve Housing | SS 304 / 316 |
| 5 | Valve Spring | SS 304 / 316 |
| 6 | Valve | SS 304 / 316 |
| 7 | Valve Seat | NBR / VITON / SBR |
| 8 | Pump Shaft | S.S 431 |
| 9 | Diffuser Casing | SS 304 / 316 |
| 10 | Impeller Lock Nut | SS 304 / 316 |
| 11 | Counter Thrust Bearing | Carbon Impregnated Teflon |
| 12 | Impeller | SS 304 / 316 |
| 13 | Impeller Seal Ring | NBR / VITON / SBR |
| 14 | Suction Screen | SS 304 / 316 |
| 15 | Pump Spacer | S.S 431 |
| 16 | Locker Strap | SS 304 / 316 |
| 17 | Coupling and Spacer | S.S 431 / 329 |
| 18 | Suction Housing | SS 304 / 316 |

For SS 316 construction replace KS with KN

# 10" CROSS SECTIONAL DRAWING

## MIXED FLOW PUMP

125 / 160 / 215 $m^3/h$

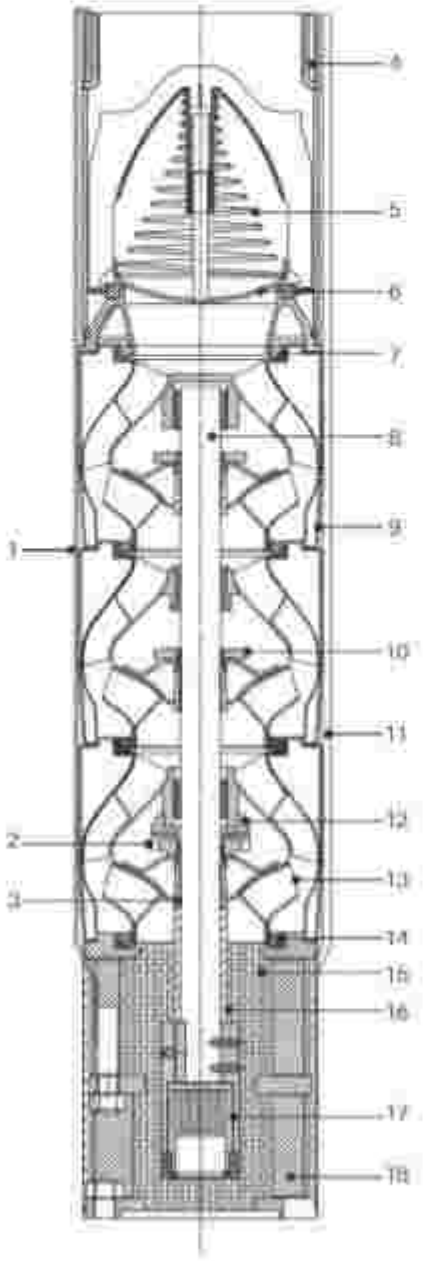


| Sl. No. | Components | MOC |
|---|---|---|
| 1 | Locking Strip | SS 304 |
| 2 | Counter Thrust Pad | SS 420 |
| 3 | Impeller Sleeve | SS 304 |
| 4 | Valve Housing | SS 304 |
| 5 | Valve Spring | SS 304 |
| 6 | Valve | SS 304 |
| 7 | Valve Seat | NBR / VITON / SBR |
| 8 | Pump Shaft | S.S 431 |
| 9 | Diffuser Casing | SS 304 |
| 10 | Impeller Lock Nut | SS 304 |
| 11 | Cable Guard | SS 304 |
| 12 | Counter Thrust Bearing | Carbon Impregnated Resin |
| 13 | Impeller | SS 304 |
| 14 | Impeller Seal Ring | NBR / VITON / SBR |
| 15 | Suction Screen | SS 304 |
| 16 | Pump Spacer | SS 304 |
| 17 | Coupling and Spacer | S.S 431 |
| 18 | Suction Housing | SS 304 |

| | |
|---|---|
| Nominal Flow | 1 m³/h |
| Type | 4KS-1 |
| Outlet Size | 1¼" |

## 4" SUBMERSIBLE PUMPS

## Performance Data

| Model | Dimensions | | Power | | l/min | 0 | 6.6 | 10 | 13.3 | 16.6 | 20 | 23.3 | 26.6 | 28.3 |
|---|---|---|---|---|---|---|---|---|---|---|---|---|---|---|
| | Height (mm) | Net Wt. (kg) | kW | HP | m³/h | 0 | 0.40 | 0.60 | 0.80 | 1.0 | 1.2 | 1.4 | 1.6 | 1.7 |
| 4KS-1-09 | 356 | 4.40 | 0.37 | 0.5 | TOTAL DYNAMIC HEAD IN METRES | 50 | 45 | 41 | 38 | 32 | 26.5 | 20 | 12 | 9 |
| 4KS-1-14 | 488 | 6.10 | 0.37 | 0.5 | | 80 | 70.5 | 65 | 58 | 48 | 39 | 29 | 18 | 12.5 |
| 4KS-1-18 | 554 | 7.30 | 0.55 | 0.75 | | 105 | 94 | 88 | 79.5 | 70 | 58.5 | 47 | 33 | 26 |
| 4KS-1-21 | 620 | 8.40 | 0.55 | 0.75 | | 125 | 116.5 | 108.5 | 99 | 86 | 69.5 | 53 | 39 | 30 |
| 4KS-1-28 | 774 | 10.70 | 0.75 | 1 | | 165 | 148 | 135 | 122.5 | 107.5 | 80 | 68 | 47 | 35 |
| 4KS-1-35 | 1118 | 16.50 | 1.1 | 1.5 | | 198 | 182 | 165 | 145 | 123 | 102 | 80 | 54 | 41 |
| 4KS-1-42 | 1262 | 18.70 | 1.1 | 1.5 | | 230 | 211 | 190 | 165 | 140 | 116 | 89 | 60 | 46 |
| 4KS-1-50 | 1478 | 21.40 | 1.5 | 2 | | 280 | 250 | 226 | 199 | 170 | 140 | 106 | 70 | 51 |
| 4KS-1-57 | 1646 | 22.80 | 1.5 | 2 | | 320 | 284 | 253 | 221 | 188 | 156 | 120 | 82 | 63 |

Weight (kg) and Height H (mm) are approximate
Outer Dia. (OD) : 101mm

For AISI 316 replace KS with KN. Performance Data remains same

## Dimensional Drawing

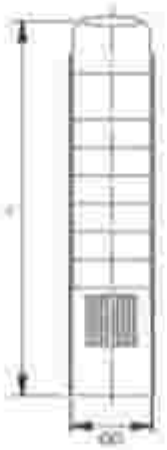

| | |
|---|---|
| Nominal Flow | 1 m³/h |
| Type | 4KS-1 |
| Outlet Size | 1¼" |

## 4" PERFORMANCE CURVES

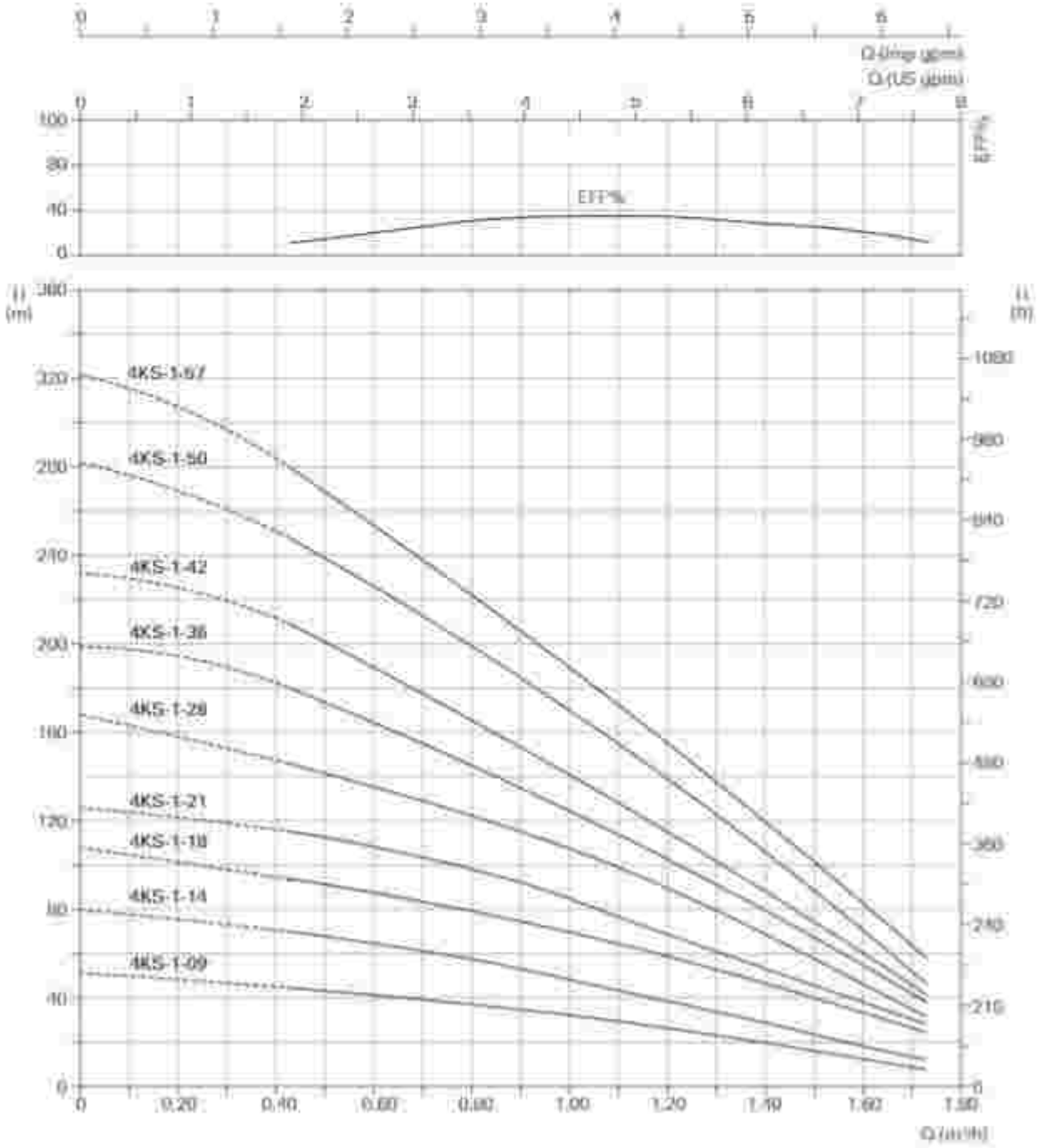


The Genvik details / drawings / specifications are subject to change without prior notice.

| | |
|---|---|
| Nominal Flow | 2 m³/h |
| Type | 4KS-2 |
| Outlet Size | 1¼" |

## 4" SUBMERSIBLE PUMPS

## Performance Data

| Model | Dimensions | | Power | | lpm | 0 | 10 | 16.6 | 23.3 | 30.3 | 33.3 | 36.6 | 41.6 |
|---|---|---|---|---|---|---|---|---|---|---|---|---|---|
| | Height (mm) | Net Wt. (kg) | kW | HP | m³/h | 0 | 0.6 | 1 | 1.4 | 1.8 | 2 | 2.2 | 2.5 |
| 4KS-2-06 | 290 | 4.10 | 0.37 | 0.5 | TOTAL DYNAMIC HEAD IN METRES | 35 | 28 | 26.5 | 25 | 23 | 20 | 17 | 8 |
| 4KS-2-09 | 366 | 4.80 | 0.37 | 0.5 | | 64 | 48 | 45 | 40 | 35 | 30 | 25 | 13 |
| 4KS-2-13 | 444 | 5.70 | 0.55 | 0.75 | | 76 | 72 | 68 | 60 | 48 | 42 | 36 | 27 |
| 4KS-2-15 | 488 | 6.10 | 0.55 | 0.75 | | 90 | 82 | 78 | 70 | 60 | 57 | 48 | 38 |
| 4KS-2-18 | 554 | 6.80 | 0.75 | 1 | | 120 | 115 | 102 | 92 | 80 | 72 | 63 | 50 |
| 4KS-2-23 | 664 | 8.00 | 1.1 | 1.5 | | 145 | 140 | 128 | 113 | 93 | 82 | 71 | 57 |
| 4KS-2-28 | 774 | 9.10 | 1.5 | 2 | | 180 | 172 | 160 | 142 | 121 | 110 | 98 | 77 |
| 4KS-2-33 | 1046 | 10.20 | 1.5 | 2 | | 216 | 199 | 183 | 165 | 140 | 124 | 108 | 92 |
| 4KS-2-40 | 1214 | 12.50 | 2.2 | 3 | | 249 | 232 | 218 | 196 | 166 | 144 | 127 | 92 |
| 4KS-2-48 | 1430 | 15.20 | 2.2 | 3 | | 286 | 272 | 254 | 227 | 196 | 174 | 148 | 103 |
| 4KS-2-55 | 1598 | 17.40 | 3 | 4 | | 335 | 306 | 282 | 250 | 209 | 183 | 156 | 110 |
| 4KS-2-65 | 1882 | 22.30 | 3 | 4 | | 408 | 375 | 342 | 301 | 257 | 228 | 196 | 138 |
| 4KS-2-75 | 2102 | 26.80 | 4 | 5.5 | | 480 | 436 | 403 | 363 | 305 | 272 | 235 | 164 |
| 4KS-2-90 | 2486 | 33.20 | 4 | 5.5 | | 536 | 513 | 473 | 421 | 358 | 319 | 276 | 196 |

Weight (kg) and Height H (mm) are approximate.
Outer Dia (OD) : 101mm

For AISI 316 replace KS with 4N. Performance Data remains same.

## Dimensional Drawing

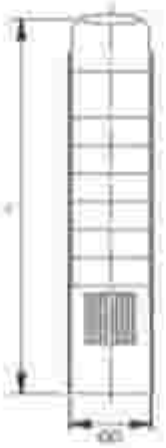

| | |
|---|---|
| Nominal Flow | 2 m³/h |
| Type | 4KS-2 |
| Outlet Size | 1¼" |

## 4" PERFORMANCE CURVES

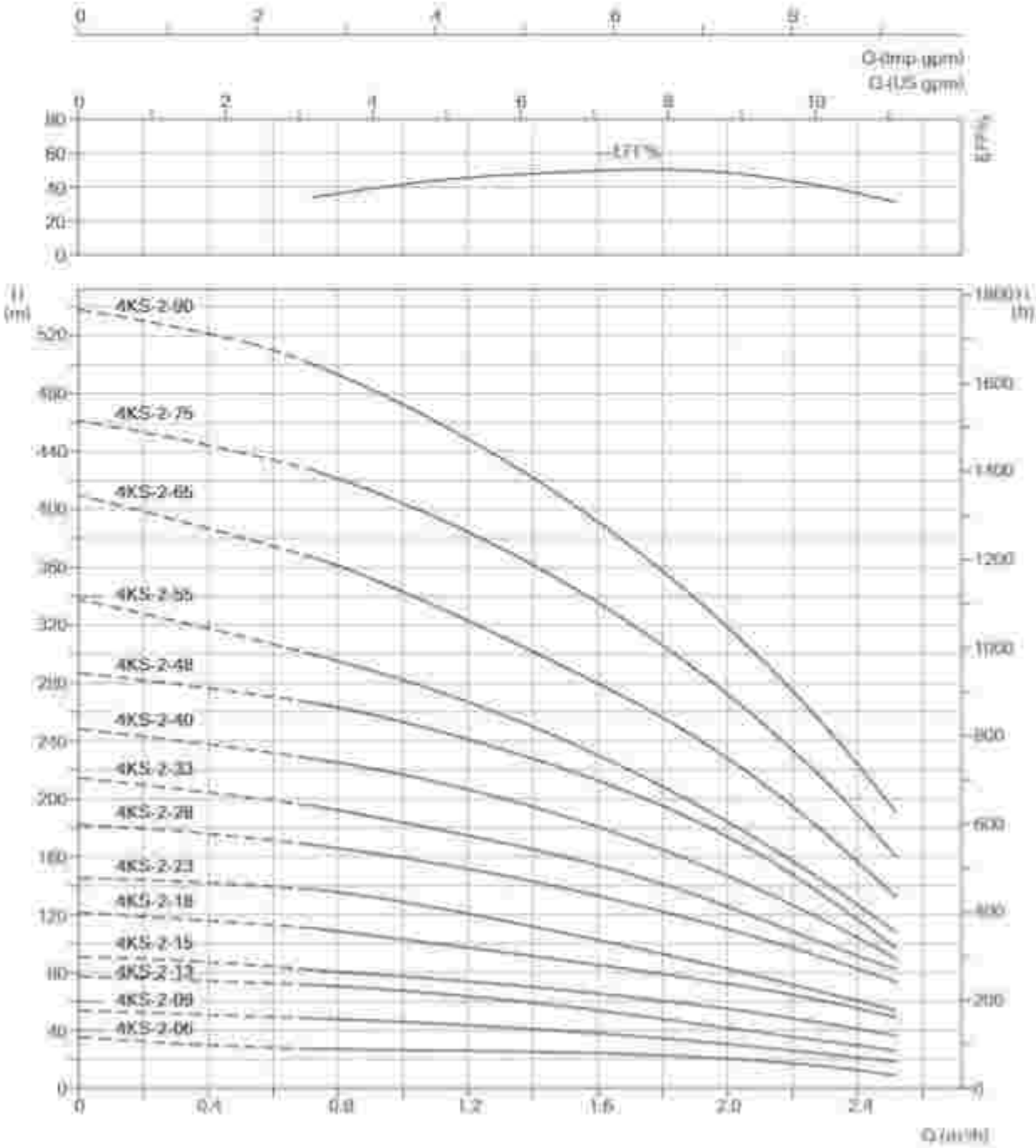


The Given details / drawings / specifications are subject to change without prior notice.

| | |
|---|---|
| Nominal Flow | 3 m³/h |
| Type | 4KS-3 |
| Outlet Size | 1¼" |

## 4" SUBMERSIBLE PUMPS

## Performance Data

| Model | Dimensions | | Power | | l/min | 0 | 25 | 33.5 | 41.6 | 50 | 58.3 | 66.6 | 75 |
|---|---|---|---|---|---|---|---|---|---|---|---|---|---|
| | Height (mm) | Net.Wt. (kg) | kW | HP | m³/h | 0 | 1.5 | 2 | 2.5 | 3 | 3.5 | 4 | 4.5 |
| 4KS-3-06 | 290 | 3.30 | 0.37 | 0.5 | TOTAL DYNAMIC HEAD IN METRES | 36 | 34 | 31 | 29 | 25 | 20 | 15 | 10 |
| 4KS-3-09 | 358 | 4.10 | 0.55 | 0.75 | | 68 | 62 | 50 | 45 | 40 | 32 | 24 | 14 |
| 4KS-3-12 | 422 | 5.00 | 0.75 | 1 | | 79 | 67 | 63 | 60 | 53 | 45 | 32 | 19 |
| 4KS-3-15 | 489 | 6.00 | 1.1 | 1.5 | | 98 | 88 | 82 | 76 | 67 | 56 | 41 | 25 |
| 4KS-3-18 | 554 | 7.00 | 1.1 | 1.5 | | 115 | 106 | 100 | 91 | 80 | 66 | 50 | 32 |
| 4KS-3-22 | 642 | 8.10 | 1.5 | 2 | | 140 | 129 | 121 | 111 | 99 | 80 | 60 | 35 |
| 4KS-3-25 | 709 | 9.10 | 1.5 | 2 | | 156 | 143 | 135 | 122 | 107 | 89 | 65 | 40 |
| 4KS-3-29 | 796 | 10.20 | 2.2 | 3 | | 186 | 168 | 156 | 144 | 129 | 108 | 80 | 50 |
| 4KS-3-33 | 1046 | 12.90 | 2.2 | 3 | | 209 | 190 | 180 | 166 | 149 | 123 | 90 | 57 |
| 4KS-3-39 | 1180 | 15.40 | 3 | 4 | | 245 | 223 | 210 | 195 | 177 | 152 | 117 | 75 |
| 4KS-3-45 | 1334 | 16.40 | 3 | 4 | | 275 | 255 | 245 | 227 | 206 | 176 | 135 | 81 |
| 4KS-3-52 | 1526 | 18.60 | 4 | 5.5 | | 320 | 295 | 280 | 263 | 240 | 207 | 160 | 97 |
| 4KS-3-60 | 1718 | 21.20 | 4 | 5.5 | | 377 | 337 | 320 | 300 | 270 | 230 | 180 | 110 |
| 4KS-3-75 | 2148 | 26.50 | 5.5 | 7.5 | | 485 | 415 | 395 | 370 | 332 | 282 | 220 | 132 |

Weight (kg) and Height H (mm) are approximate
Outer Dia. (OD) : 101mm

For AISI 316 replace KS with KN ; Performance Data remains same

## Dimensional Drawing

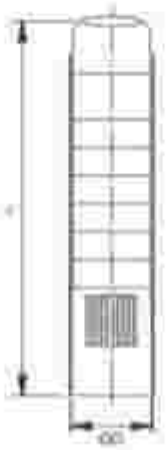

| | |
|---|---|
| Nominal Flow | 3 m³/h |
| Type | 4KS-3 |
| Outlet Size | 1¼" |

## 4" PERFORMANCE CURVES

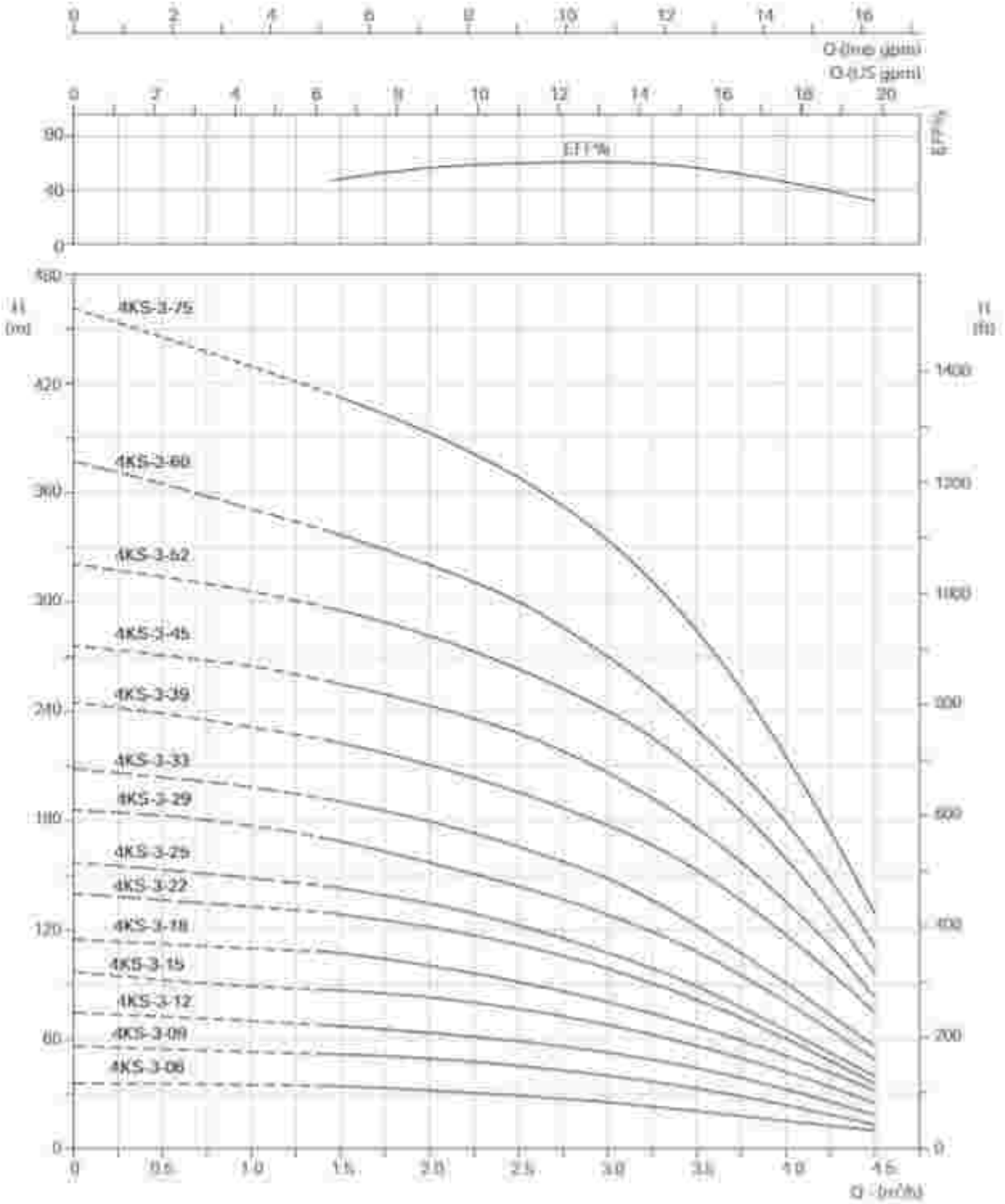


The Given details / drawings / specifications are subject to change without prior notice.

| | |
|---|---|
| Nominal Flow | 5 m³/h |
| Type | 4KS-5 |
| Outlet Size | 1½" |

## 4" SUBMERSIBLE PUMPS

## Performance Data

| Model | Dimensions | | Power | | lpm | 0 | 33.3 | 50 | 66.6 | 83.4 | 100 | 116.6 |
|---|---|---|---|---|---|---|---|---|---|---|---|---|
| | Height (mm) | Net Wt. (kg) | kW | HP | m³/h | 0 | 2 | 3 | 4 | 5 | 6 | 7 |
| 4KS-5-04 | 253 | 2.80 | 0.37 | 0.5 | TOTAL DYNAMIC HEAD IN METRES | 28 | 25 | 22.5 | 20 | 17 | 12 | 5 |
| 4KS-5-06 | 301 | 3.50 | 0.55 | 0.75 | | 39 | 36 | 32 | 28 | 22 | 17 | 10 |
| 4KS-5-08 | 349 | 4.00 | 0.75 | 1 | | 46 | 42.5 | 40 | 37 | 32 | 23 | 15 |
| 4KS-5-12 | 445 | 5.40 | 1.1 | 1.5 | | 76 | 71 | 65 | 57 | 45 | 38 | 24 |
| 4KS-5-17 | 565 | 6.90 | 1.5 | 2 | | 108 | 94 | 88 | 80 | 68 | 51 | 33 |
| 4KS-5-21 | 661 | 8.00 | 2.2 | 3 | | 138 | 121 | 112 | 99 | 84 | 65 | 42 |
| 4KS-5-25 | 757 | 9.10 | 2.2 | 3 | | 162 | 143 | 131 | 119 | 102 | 77 | 53 |
| 4KS-5-33 | 1025 | 12.50 | 3 | 4 | | 202 | 179 | 165 | 147 | 128 | 100 | 66 |
| 4KS-5-38 | 1147 | 16.30 | 4 | 5.5 | | 241 | 215 | 198 | 177 | 152 | 119 | 81 |
| 4KS-5-44 | 1315 | 17.80 | 4 | 5.5 | | 280 | 244 | 223 | 199 | 170 | 134 | 92 |
| 4KS-5-52 | 1605 | 20.50 | 5.5 | 7.5 | | 324 | 281 | 258 | 230 | 199 | 156 | 108 |
| 4KS-5-60 | 1725 | 22.50 | 5.5 | 7.5 | | 360 | 322 | 300 | 262 | 236 | 190 | 130 |
| 4KS-5-70 | 1945 | 25.00 | 7.5 | 10 | | 440 | 388 | 360 | 325 | 279 | 225 | 152 |
| 4KS-5-76 | 2080 | 27.75 | 7.5 | 10 | | 487 | 427 | 392 | 352 | 302 | 237 | 168 |

Weight (kg) and Height H (mm) are approximate
Outer Dia. (OD) 101mm

For AISI 316 replace KS with KN. Performance Data remains same.

## Dimensional Drawing

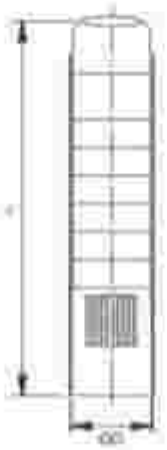

| | |
|---|---|
| Nominal Flow | 5 m³/h |
| Type | 4KS-5 |
| Outlet Size | 1½" |

## 4" PERFORMANCE CURVES

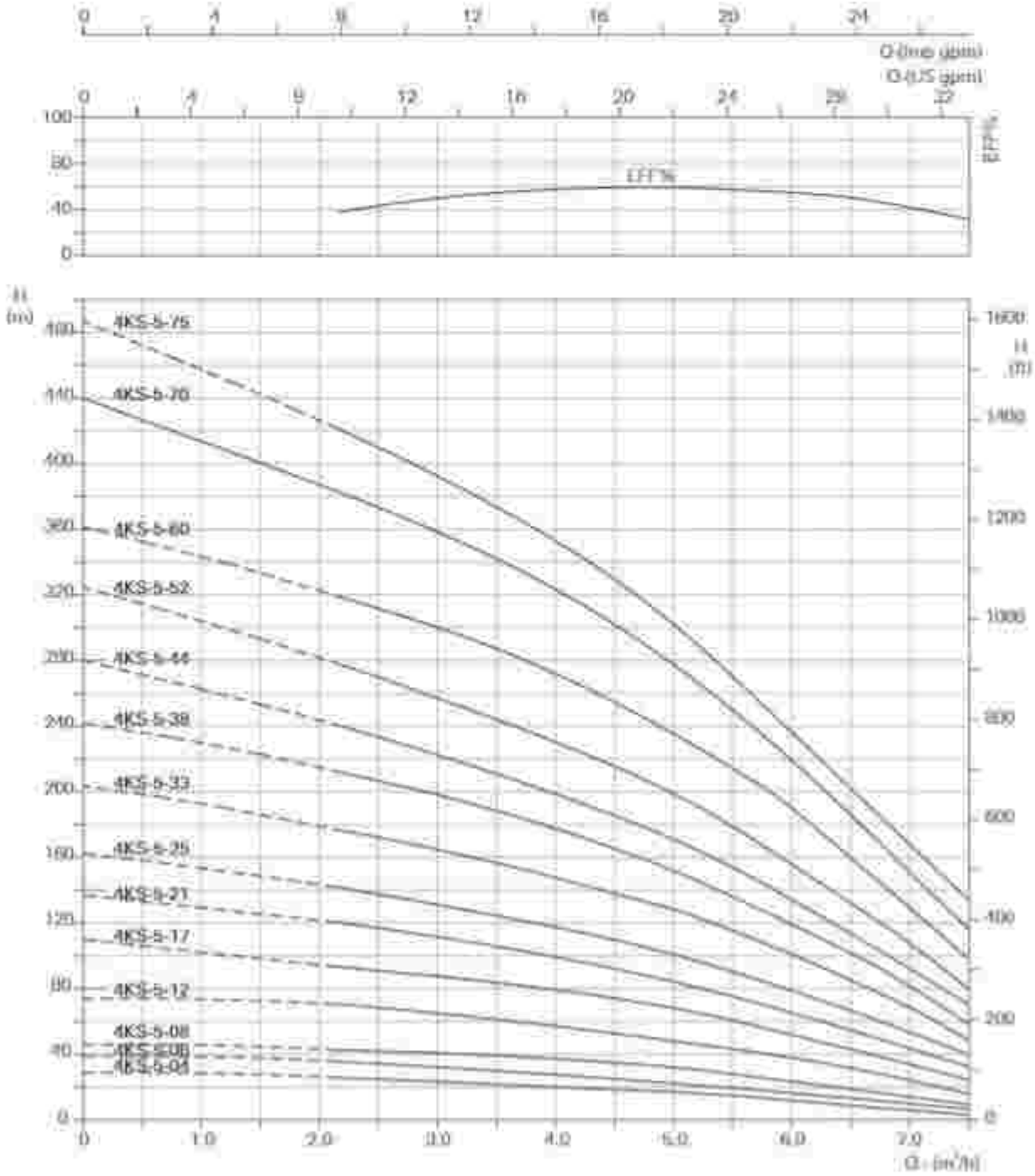


The Given details / drawings / specifications are subject to change without prior notice.

| | |
|---|---|
| Nominal Flow | 8 m³/h |
| Type | 4KS-8 |
| Outlet Size | 2" |

## 4" SUBMERSIBLE PUMPS

## Performance Data

| Model | Dimensions | | Power | | lpm | 0 | 50 | 66.6 | 83.4 | 100 | 116.6 | 133.3 | 150 | 166.6 | 183.3 |
|---|---|---|---|---|---|---|---|---|---|---|---|---|---|---|---|
| | Height (mm) | Net Wt. (kg) | kW | HP | m³/h | 0 | 3 | 4 | 5 | 6 | 7 | 8 | 9 | 10 | 11 |
| 4KS-8-05 | 410 | 4.5 | 0.75 | 1 | TOTAL DYNAMIC HEAD IN METRES | 32 | 27 | 25 | 23.5 | 22 | 20 | 18 | 16 | 13.5 | 11 |
| 4KS-8-07 | 482 | 5.6 | 1.1 | 1.5 | | 42 | 38.5 | 37 | 35.5 | 34 | 31.5 | 27 | 24.5 | 20 | 16 |
| 4KS-8-09 | 554 | 6.6 | 1.5 | 2 | | 55 | 50 | 48.5 | 46 | 44 | 41.5 | 37.5 | 33.5 | 28 | 22 |
| 4KS-8-10 | 590 | 6.9 | 1.5 | 2 | | 63 | 55 | 52 | 50 | 48 | 44 | 40 | 36 | 30 | 24 |
| 4KS-8-12 | 662 | 7.6 | 2.2 | 3 | | 74 | 68.5 | 67 | 64 | 61 | 56 | 51 | 44.5 | 37 | 27.5 |
| 4KS-8-15 | 772 | 9.2 | 2.2 | 3 | | 94 | 85.5 | 82.5 | 79 | 74.5 | 69 | 63 | 55 | 46.5 | 36 |
| 4KS-8-18 | 902 | 10.6 | 3 | 4 | | 108 | 104.5 | 101 | 96 | 91 | 84 | 76 | 66.5 | 56 | 44 |
| 4KS-8-22 | 1046 | 12.5 | 4 | 5.5 | | 132 | 126 | 121 | 115 | 108 | 99 | 90 | 79 | 67 | 54 |
| 4KS-8-25 | 1154 | 13.8 | 4 | 5.5 | | 155 | 141 | 136 | 129 | 121.5 | 112 | 102.5 | 91 | 78 | 62 |
| 4KS-8-30 | 1334 | 16 | 5.5 | 7.5 | | 182 | 164 | 156 | 148 | 139 | 130 | 120 | 107 | 90 | 71 |
| 4KS-8-34 | 1478 | 17.7 | 5.5 | 7.5 | | 202 | 185 | 179 | 171 | 162.5 | 152 | 140 | 126 | 107 | 86 |
| 4KS-8-37 | 1586 | 19.5 | 5.5 | 7.5 | | 230 | 204 | 195 | 185 | 173 | 162 | 148 | 131 | 113 | 88 |
| 4KS-8-44 | 1862 | 22 | 7.5 | 10 | | 262 | 237 | 228 | 217 | 205 | 191 | 177 | 156 | 129 | 100 |
| 4KS-8-50 | 2102 | 24.8 | 7.5 | 10 | | 304 | 272 | 261 | 249 | 235 | 220 | 200 | 176 | 148 | 112 |
| 4KS-8-58-6 | 2392 | 31 | 9.3 | 12.5 | | 339 | 300 | 284 | 270 | 255 | 241 | 225 | 198 | 162 | 127 |
| 4KS-8-66-6 | 2680 | 35 | 11 | 15 | | 378 | 340 | 323 | 310 | 295 | 280 | 260 | 230 | 190 | 149 |
| 4KS-8-73-6 | 2966 | 39 | 11 | 15 | | 422 | 370 | 352 | 338 | 320 | 305 | 282 | 250 | 209 | 161 |

Weight (kg) and Height H (mm) are approximate
Outer Dia. (OD) 171mm

For ASE 316 replace KS with KN. Performance Data remains same

## Dimensional Drawing

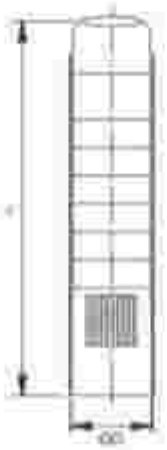

| | |
|---|---|
| Nominal Flow | 8 m³/h |
| Type | 4KS-8 |
| Outlet Size | 2" |

## 4" PERFORMANCE CURVES

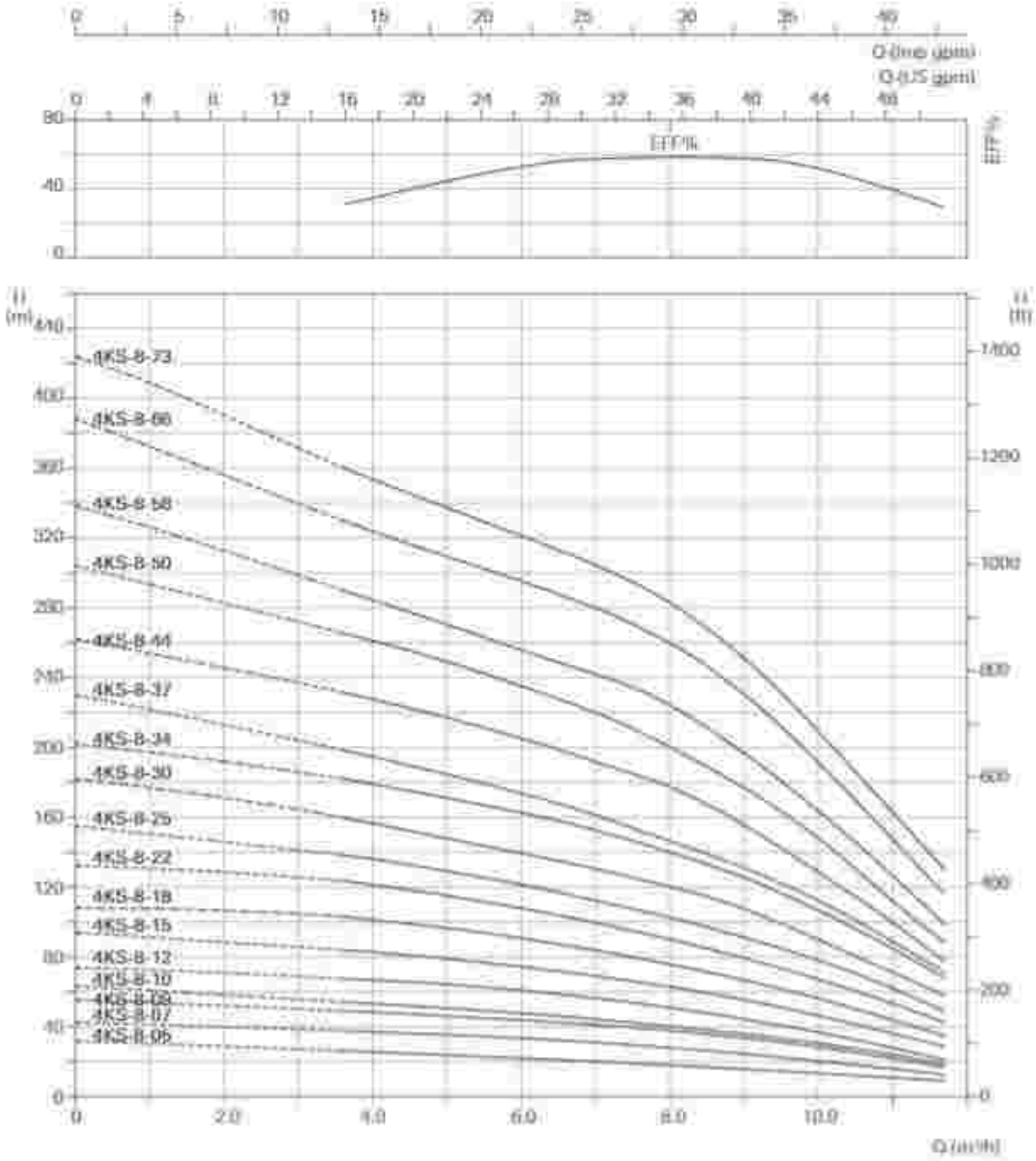


The Given details / drawings / specifications are subject to change without prior notice.

| | |
|---|---|
| Nominal Flow | 14 m³/h |
| Type | 4KS-14 |
| Outlet Size | 2" |

## 4" SUBMERSIBLE PUMPS

## Performance Data

| Model | Dimensions | | Power | | lpm | 0 | 66.6 | 100 | 133.3 | 166.6 | 200 | 233.4 | 266.4 | 300 |
|---|---|---|---|---|---|---|---|---|---|---|---|---|---|---|
| | Height (mm) | Nett Wt. (kg) | kW | HP | m³/h | 0 | 4 | 6 | 8 | 10 | 12 | 14 | 16 | 18 |
| 4KS-14-05 | 573 | 6.50 | 1.5 | 2 | TOTAL DYNAMIC HEAD IN METRES | 31 | 30 | 29 | 28 | 26 | 23 | 20 | 16 | 12 |
| 4KS-14-07 | 703 | 7.80 | 2.2 | 3 | | 42 | 41 | 40 | 39 | 37 | 33 | 29 | 24 | 15 |
| 4KS-14-09 | 833 | 9.10 | 3 | 4 | | 56 | 55 | 53 | 51 | 47 | 43 | 38 | 32 | 25 |
| 4KS-14-10 | 898 | 9.90 | 3 | 4 | | 65 | 63 | 60 | 57 | 54 | 49 | 43 | 37 | 29 |
| 4KS-14-11 | 963 | 10.80 | 3.7 | 5 | | 75 | 72 | 70 | 66 | 62 | 56 | 50 | 42 | 32 |
| 4KS-14-13 | 1093 | 12.70 | 4 | 5.5 | | 85 | 83 | 80 | 75 | 70 | 64 | 56 | 47 | 35 |
| 4KS-14-16 | 1288 | 14.80 | 5.5 | 7.5 | | 104 | 102 | 99 | 95 | 89 | 81 | 71 | 59 | 44 |
| 4KS-14-18 | 1418 | 16.20 | 5.5 | 7.5 | | 119 | 115 | 112 | 107 | 100 | 91 | 81 | 66 | 50 |
| 4KS-14-22 | 1678 | 19.00 | 7.5 | 10 | | 141 | 138 | 132 | 127 | 120 | 111 | 96 | 78 | 58 |
| 4KS-14-25 | 1873 | 21.10 | 7.5 | 10 | | 161 | 156 | 152 | 145 | 137 | 125 | 110 | 91 | 69 |

Weight (kg) and Height H (mm) are approximate
Outer Dia. (OD) : 101mm

For AISI 316 replace KS with KN : Performance Data remains same

## Dimensional Drawing

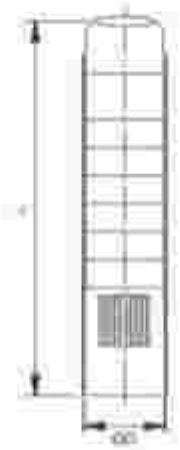


* For AISI 316 replace KS with KN : Performance Data remains same

| | |
|---|---|
| Nominal Flow | 14 m³/h |
| Type | 4KS-14 |
| Outlet Size | 2" |

## 4" PERFORMANCE CURVES

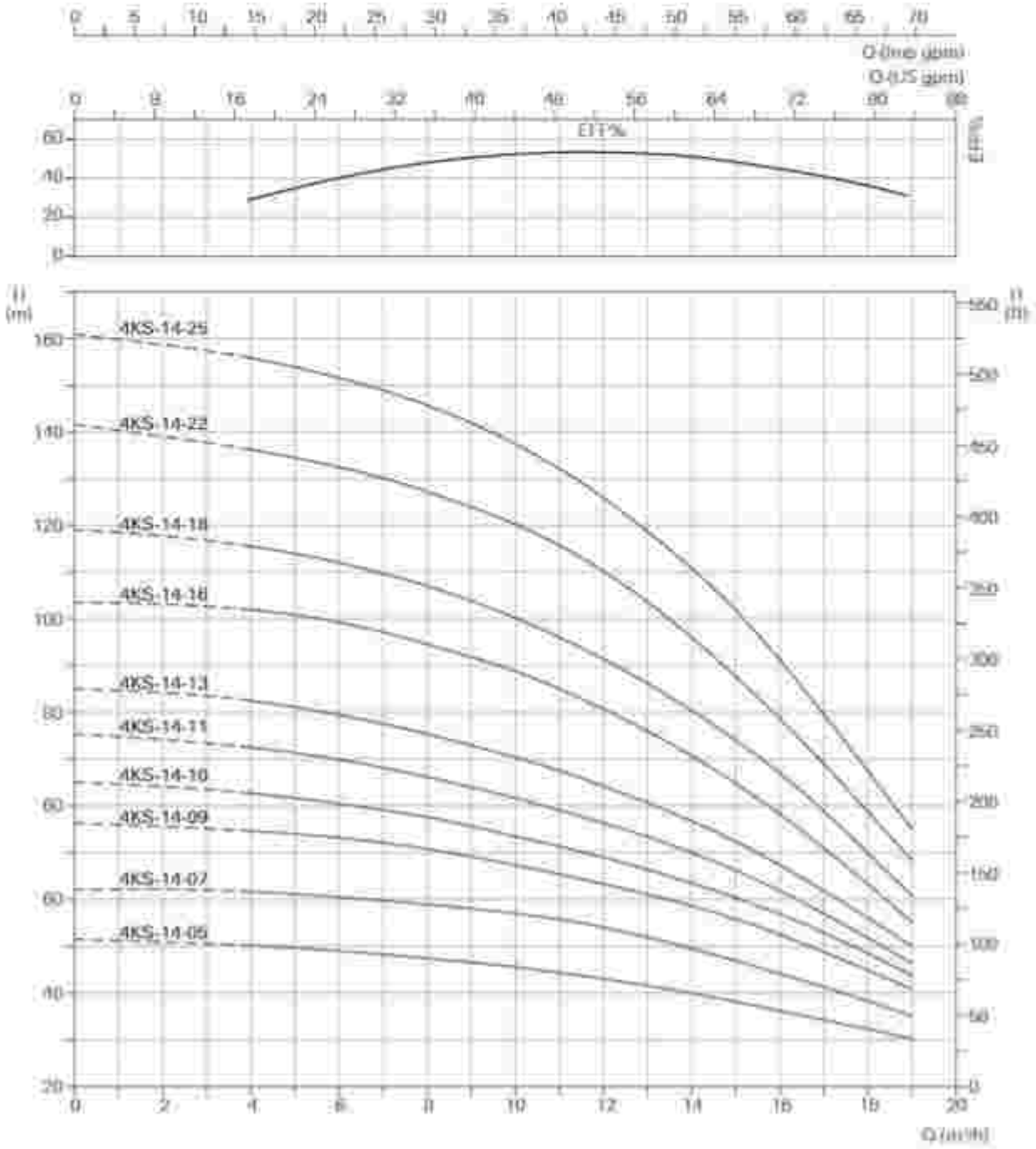


The Given details / drawings / specifications are subject to change without prior notice.

| | |
|---|---|
| Nominal Flow | 14 m³/h |
| Type | 6KS-14 |
| Outlet Size | 2" / 2½" |

6" SUBMERSIBLE PUMPS

## Performance Data

| Model | Dimensions | | Power | | lpm | 0 | 66.6 | 100 | 133.3 | 166.6 | 200 | 233.3 | 266.6 | 300 |
|---|---|---|---|---|---|---|---|---|---|---|---|---|---|---|
| | Height (mm) | Net Wt. (kg) | kW | HP | m³/h | 0 | 4 | 6 | 8 | 10 | 12 | 14 | 16 | 18 |
| 6KS-14-05 | 489 | 11.0 | 3 | 4 | TOTAL DYNAMIC HEAD IN METRES | 59 | 54 | 52 | 49 | 46 | 42 | 35 | 29 | 17 |
| 6KS-14-06 | 528 | 11.90 | 3 | 4 | | 70 | 66 | 64 | 60 | 56 | 52 | 44 | 33 | 22 |
| 6KS-14-07 | 567 | 12.80 | 3.7 | 5 | | 82 | 77 | 74 | 71 | 67 | 60 | 52 | 45 | 29 |
| 6KS-14-08 | 567 | 13.70 | 4 | 5.5 | | 94 | 87 | 84 | 80 | 75 | 68 | 59 | 45 | 31 |
| 6KS-14-09 | 608 | 14.60 | 5.5 | 7.5 | | 104 | 97 | 93 | 90 | 84 | 77 | 66 | 50 | 33 |
| 6KS-14-10 | 645 | 15.50 | 5.5 | 7.5 | | 118 | 108 | 104 | 100 | 94 | 85 | 72 | 56 | 38 |
| 6KS-14-11 | 684 | 16.40 | 5.5 | 7.5 | | 128 | 120 | 115 | 108 | 102 | 92 | 79 | 60 | 38 |
| 6KS-14-12 | 723 | 17.30 | 7.5 | 10 | | 140 | 129 | 123 | 116 | 109 | 99 | 85 | 64 | 42 |
| 6KS-14-13 | 762 | 18.20 | 7.5 | 10 | | 150 | 137 | 130 | 124 | 116 | 107 | 88 | 68 | 46 |
| 6KS-14-14 | 801 | 19.10 | 7.5 | 10 | | 160 | 146 | 142 | 135 | 127 | 116 | 98 | 76 | 53 |
| 6KS-14-15 | 840 | 20.00 | 7.5 | 10 | | 172 | 160 | 152 | 146 | 137 | 127 | 109 | 87 | 60 |
| 6KS-14-16 | 879 | 21.00 | 9.3 | 12.5 | | 184 | 172 | 164 | 156 | 147 | 135 | 116 | 92 | 64 |
| 6KS-14-17 | 918 | 22.00 | 9.3 | 12.5 | | 196 | 183 | 174 | 166 | 156 | 143 | 123 | 96 | 67 |
| 6KS-14-18 | 957 | 23.00 | 9.3 | 12.5 | | 204 | 192 | 184 | 176 | 166 | 150 | 129 | 100 | 71 |
| 6KS-14-19 | 996 | 23.00 | 9.3 | 12.5 | | 218 | 202 | 189 | 184 | 172 | 156 | 135 | 107 | 75 |
| 6KS-14-20 | 1035 | 24.50 | 11 | 15 | | 228 | 211 | 202 | 191 | 179 | 163 | 140 | 112 | 79 |
| 6KS-14-21 | 1074 | 25.50 | 11 | 15 | | 240 | 229 | 209 | 197 | 186 | 168 | 147 | 116 | 83 |
| 6KS-14-22 | 1113 | 26.30 | 11 | 15 | | 254 | 229 | 219 | 205 | 192 | 176 | 153 | 121 | 86 |
| 6KS-14-23 | 1152 | 27.20 | 11 | 15 | | 262 | 242 | 232 | 217 | 206 | 186 | 163 | 129 | 90 |
| 6KS-14-24 | 1191 | 28.10 | 11 | 15 | | 280 | 256 | 244 | 232 | 217 | 199 | 172 | 136 | 96 |
| 6KS-14-25 | 1230 | 29.00 | 13 | 17.5 | | 296 | 269 | 257 | 244 | 230 | 211 | 183 | 144 | 100 |
| 6KS-14-26 | 1269 | 30.00 | 13 | 17.5 | | 302 | 279 | 267 | 254 | 238 | 220 | 191 | 150 | 104 |
| 6KS-14-27 | 1308 | 30.90 | 13 | 17.5 | | 316 | 292 | 278 | 266 | 248 | 229 | 197 | 156 | 110 |
| 6KS-14-28 | 1347 | 31.70 | 13 | 17.5 | | 324 | 302 | 290 | 276 | 260 | 237 | 204 | 161 | 116 |
| 6KS-14-29 | 1386 | 32.6 | 13 | 17.5 | | 338 | 312 | 300 | 286 | 268 | 244 | 212 | 168 | 118 |
| 6KS-14-30 | 1425 | 33.50 | 15 | 20 | | 350 | 323 | 308 | 292 | 275 | 252 | 218 | 172 | 120 |
| 6KS-14-31 | 1464 | 34.40 | 15 | 20 | | 360 | 334 | 320 | 304 | 284 | 260 | 227 | 180 | 127 |
| 6KS-14-32 | 1503 | 35.30 | 15 | 20 | | 374 | 346 | 332 | 318 | 296 | 272 | 238 | 189 | 132 |

Weight (kg) and Height H (mm) are approximate
Outer Dia. (OD) 1 : 143mm for DOL
Outer Dia. (OD) 2 : 147mm for SD

For A03 316 replace KS with KN : Performance Data remains same

## Dimensional Drawing

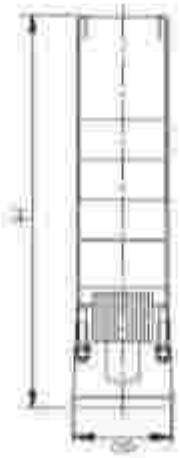

| | |
|---|---|
| Nominal Flow | 14 m³/h |
| Type | 6KS-14 |
| Outlet Size | 2" / 2½" |

## 6" PERFORMANCE CURVES

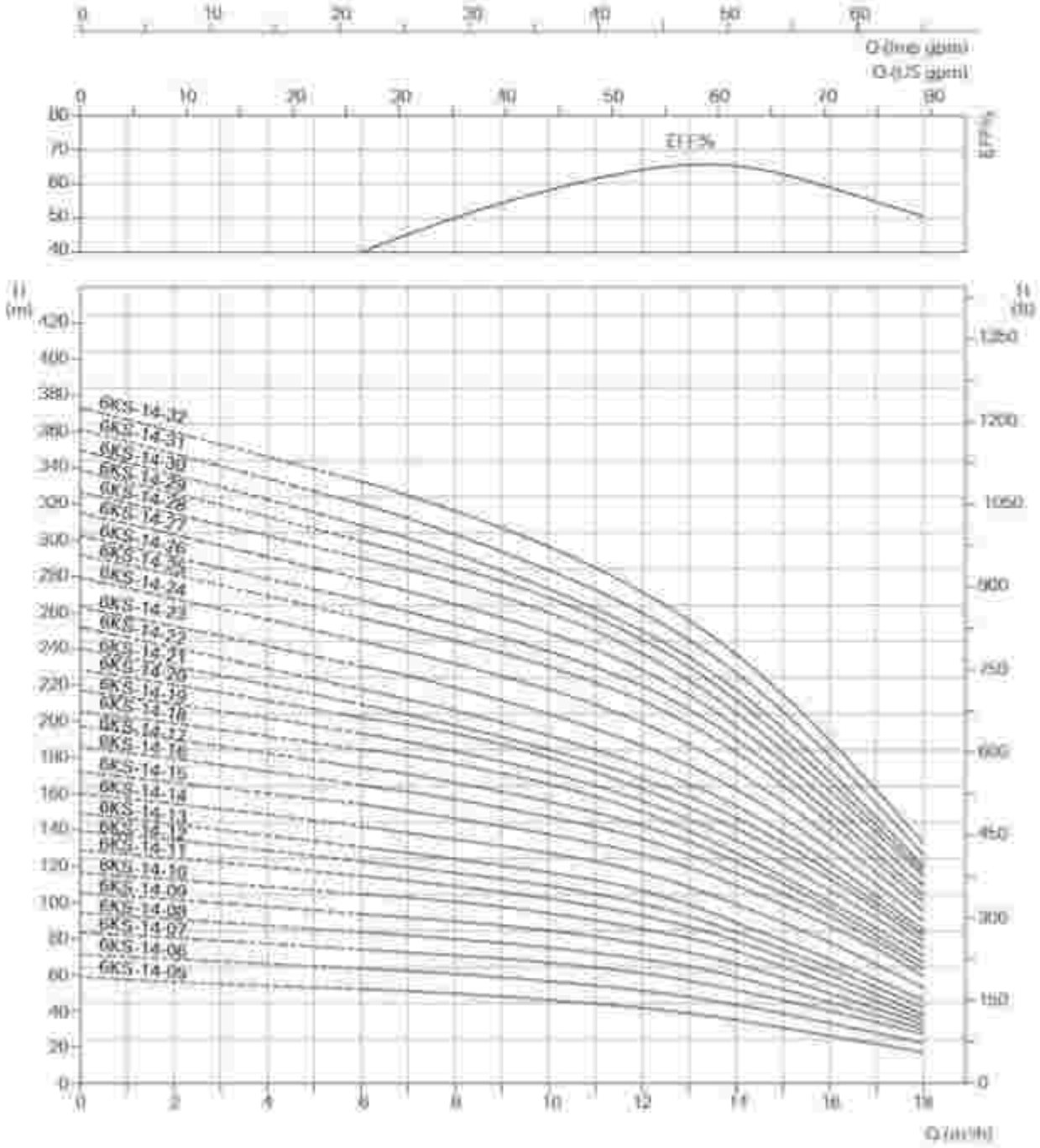


The Given details / drawings / specifications are subject to change without prior notice.

| | |
|---|---|
| Nominal Flow | 14 m³/h |
| Type | 6KS-14 |
| Outlet Size | 2" / 2½" |

6" SUBMERSIBLE PUMPS

## Performance Data

| Model | Dimensions | | Power | | lpm | 0 | 66.6 | 100 | 133.3 | 166.6 | 200 | 233.3 | 266.6 | 300 |
|---|---|---|---|---|---|---|---|---|---|---|---|---|---|---|
| | Height (mm) | Net Wt. (kg) | kW | HP | m³/h | 0 | 4 | 6 | 8 | 10 | 12 | 14 | 16 | 18 |
| 6KS-14-33 | 1581 | 36.50 | 15 | 20 | TOTAL DYNAMIC HEAD IN METRES | 364 | 350 | 346 | 330 | 310 | 282 | 242 | 190 | 138 |
| 6KS-14-34 | 1629 | 37.00 | 15 | 20 | | 396 | 372 | 356 | 340 | 320 | 292 | 251 | 200 | 145 |
| 6KS-14-35 | 1669 | 38.00 | 15 | 20 | | 408 | 382 | 367 | 349 | 329 | 300 | 259 | 208 | 154 |
| 6KS-14-36 | 1698 | 39.00 | 18.5 | 25 | | 420 | 392 | 376 | 358 | 337 | 308 | 267 | 216 | 160 |
| 6KS-14-37 | 1737 | 40.00 | 18.5 | 25 | | 430 | 401 | 385 | 368 | 347 | 316 | 275 | 222 | 167 |
| 6KS-14-38 | 1776 | 40.50 | 18.5 | 25 | | 440 | 413 | 396 | 376 | 356 | 324 | 281 | 229 | 172 |
| 6KS-14-39 | 1815 | 41.50 | 18.5 | 25 | | 454 | 420 | 404 | 386 | 363 | 332 | 288 | 237 | 180 |
| 6KS-14-40 | 1854 | 42.50 | 18.5 | 25 | | 464 | 431 | 412 | 395 | 372 | 340 | 298 | 244 | 188 |
| 6KS-14-41 | 1893 | 43.50 | 18.5 | 25 | | 476 | 440 | 422 | 404 | 382 | 348 | 306 | 253 | 195 |
| 6KS-14-42 | 1932 | 44.50 | 18.5 | 25 | | 488 | 451 | 432 | 413 | 391 | 358 | 313 | 260 | 203 |
| 6KS-14-43 | 1971 | 45.00 | 22 | 30 | | 500 | 462 | 443 | 424 | 400 | 368 | 320 | 268 | 212 |
| 6KS-14-44 | 2010 | 46.00 | 22 | 30 | | 510 | 473 | 453 | 434 | 411 | 378 | 329 | 276 | 220 |
| 6KS-14-45 | 2049 | 47.00 | 22 | 30 | | 520 | 483 | 464 | 444 | 420 | 386 | 340 | 284 | 230 |
| 6KS-14-46 | 2088 | 48.00 | 22 | 30 | | 528 | 492 | 474 | 455 | 432 | 396 | 348 | 292 | 238 |
| 6KS-14-47 | 2127 | 49.00 | 22 | 30 | | 538 | 501 | 483 | 463 | 440 | 405 | 358 | 302 | 244 |
| 6KS-14-48 | 2166 | 50.00 | 22 | 30 | | 550 | 511 | 491 | 471 | 448 | 416 | 368 | 312 | 252 |
| 6KS-14-49 | 2205 | 50.50 | 22 | 30 | | 560 | 522 | 501 | 481 | 458 | 424 | 380 | 322 | 260 |
| 6KS-14-50 | 2244 | 51.50 | 22 | 30 | | 570 | 532 | 512 | 491 | 468 | 435 | 389 | 333 | 268 |
| 6KS-14-54 | 2410 | 57.5 | 26 | 35 | | 620 | 578 | 552 | 525 | 494 | 455 | 408 | 350 | 280 |
| 6KS-14-64 | 2782 | 70.0 | 37 | 50 | | 740 | 690 | 665 | 628 | 585 | 585 | 478 | 400 | 312 |

Weight (kg) and Height H (mm) are approximate
Outer Dia. (OD) 1 : 140mm for DOL
Outer Dia. (OD) 2 : 147mm for SD

For AISI 316 replace KS with KN ; Performance Data remains same

## Dimensional Drawing

| | |
|---|---|
| Nominal Flow | 14 m³/h |
| Type | 6KS-14 |
| Outlet Size | 2" / 2½" |

## 6" PERFORMANCE CURVES

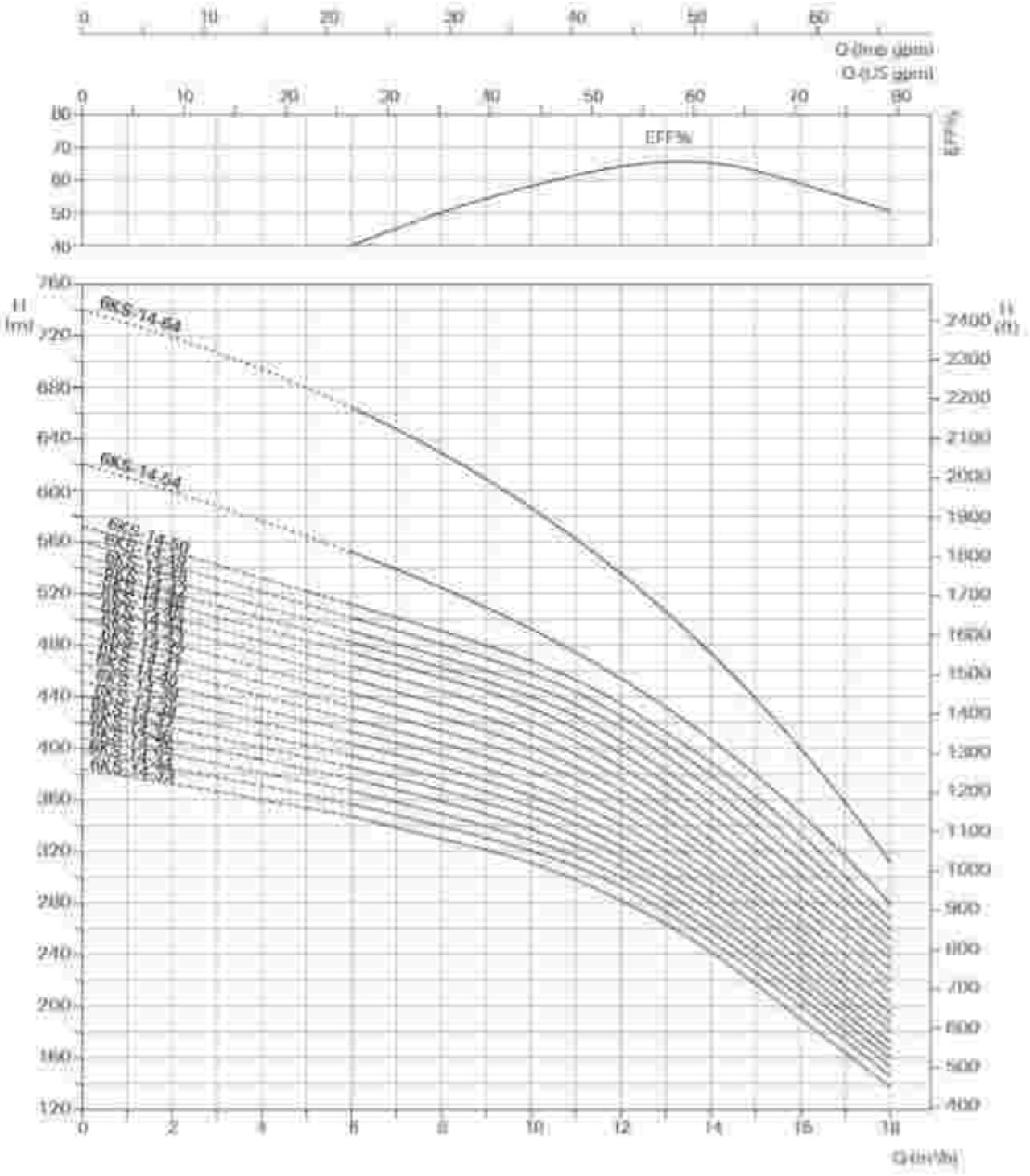


The Given details / drawings / specifications are subject to change without prior notice.

| | |
|---|---|
| Nominal Flow | 17 m³/h |
| Type | 6KS-17 |
| Outlet Size | 2½" / 3" |

## 6" SUBMERSIBLE PUMPS

## Performance Data

| Model | Dimensions | | Power | | lpm | 0 | 33 | 99.6 | 166.8 | 233.4 | 266.2 | 333 | 433.2 |
|---|---|---|---|---|---|---|---|---|---|---|---|---|---|
| | Height (mm) | Net.Wt. (kg) | kW | HP | m³/h | 0 | 2 | 6 | 10 | 14 | 17 | 20 | 22 |
| 6KS-17-01 | 726 | 5.5 | 0.55 | 1 | TOTAL DYNAMIC HEAD IN METRES | 11 | 11 | 11 | 10 | 8 | 6 | 5 | 4 |
| 6KS-17-02 | 731 | 7.3 | 1.1 | 1.5 | | 22 | 22 | 21 | 19 | 17 | 14 | 11 | 9 |
| 6KS-17-03 | 801 | 7.1 | 2.2 | 3 | | 33 | 33 | 33 | 30 | 27 | 23 | 18 | 15 |
| 6KS-17-04 | 891 | 9.1 | 2.2 | 3 | | 43 | 43 | 43 | 40 | 35 | 30 | 24 | 18 |
| 6KS-17-05 | 1061 | 10 | 3 | 4 | | 54 | 54 | 53 | 50 | 44 | 38 | 30 | 24 |
| 6KS-17-06 | 1201 | 11 | 4 | 5.5 | | 66 | 66 | 64 | 60 | 53 | 47 | 37 | 30 |
| 6KS-17-07 | 1261 | 13 | 4 | 5.5 | | 76 | 76 | 75 | 70 | 62 | 53 | 43 | 34 |
| 6KS-17-08 | 1421 | 14 | 5.5 | 7.5 | | 87 | 87 | 86 | 81 | 72 | 62 | 50 | 41 |
| 6KS-17-09 | 1481 | 16 | 5.5 | 7.5 | | 98 | 98 | 97 | 91 | 81 | 70 | 56 | 45 |
| 6KS-17-10 | 1541 | 17 | 5.5 | 7.5 | | 108 | 108 | 107 | 101 | 88 | 77 | 61 | 49 |
| 6KS-17-11 | 1701 | 19 | 7.5 | 10 | | 120 | 120 | 118 | 112 | 99 | 86 | 70 | 56 |
| 6KS-17-12 | 1761 | 21 | 7.5 | 10 | | 130 | 130 | 128 | 121 | 108 | 93 | 76 | 60 |
| 6KS-17-13 | 1821 | 22 | 7.5 | 10 | | 141 | 141 | 139 | 131 | 116 | 100 | 81 | 64 |
| 6KS-17-14 | 1721 | 23.5 | 9.3 | 12.5 | | 152 | 152 | 150 | 142 | 126 | 110 | 88 | 71 |
| 6KS-17-15 | 1781 | 24.5 | 9.3 | 12.5 | | 163 | 163 | 161 | 151 | 134 | 116 | 94 | 75 |
| 6KS-17-16 | 1847 | 25.5 | 9.3 | 12.5 | | 173 | 173 | 171 | 161 | 143 | 123 | 99 | 79 |
| 6KS-17-17 | 1907 | 26.5 | 9.3 | 12.5 | | 183 | 183 | 180 | 170 | 150 | 130 | 104 | 82 |
| 6KS-17-18 | 1967 | 27.5 | 11 | 15 | | 196 | 196 | 193 | 182 | 162 | 140 | 113 | 92 |

Weight (kg) and Height H (mm) are approximate
Outer Dia. (OD) 1 : 143mm for DOL
Outer Dia. (OD) 2 : 147mm for SD

For ATS 210 replace KS with KN. Technical Data remains same.

## Dimensional Drawing

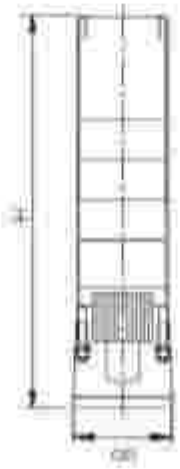

| | |
|---|---|
| Nominal Flow | 17 m³/h |
| Type | 6KS-17 |
| Outlet Size | 2½" / 3" |

## 6" PERFORMANCE CURVES

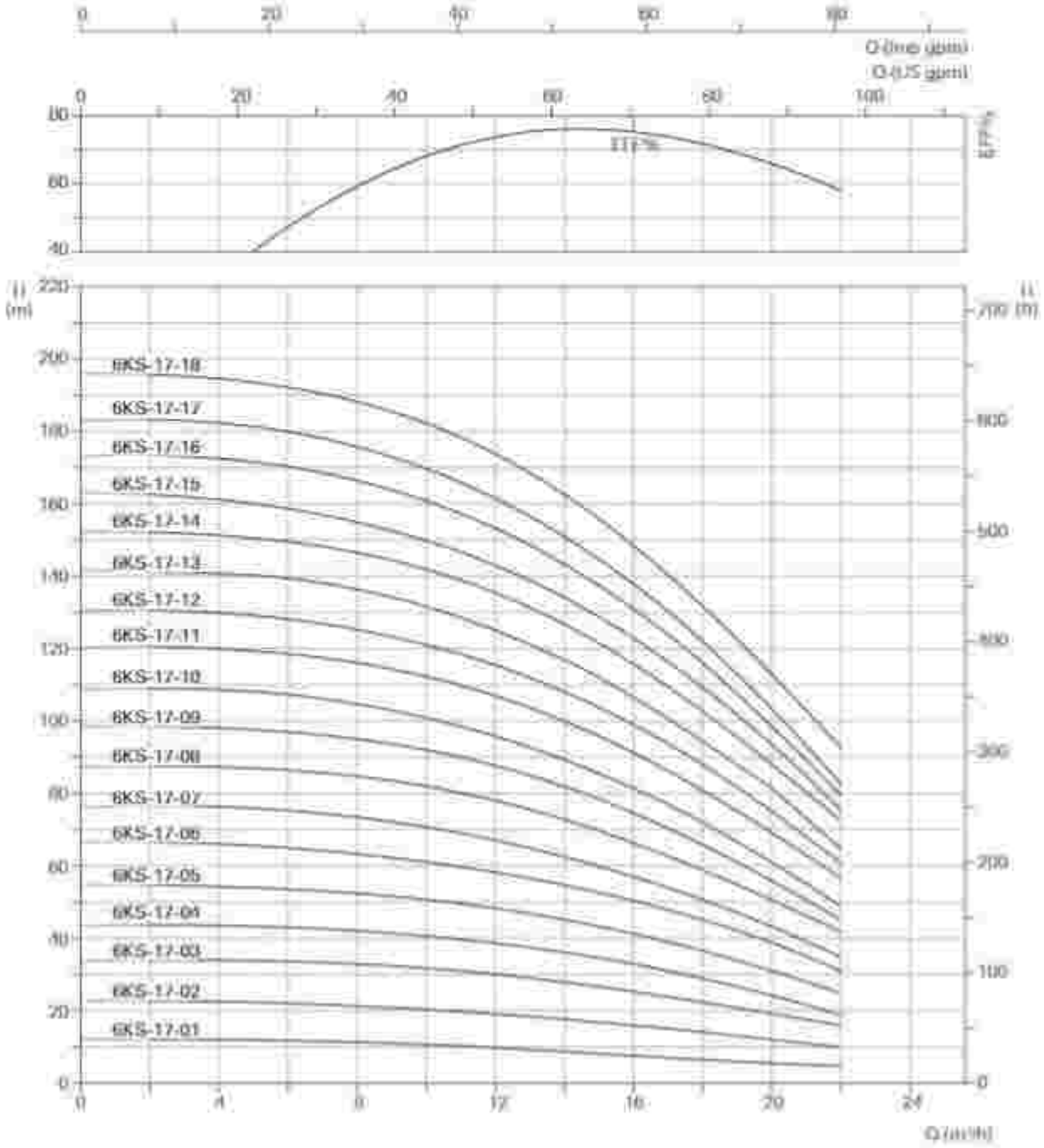


The Genvik details / drawings / specifications are subject to change without prior notice.

| | |
|---|---|
| Nominal Flow | 17 m³/h |
| Type | 6KS-17 |
| Outlet Size | 2½" / 3" |

## 6" SUBMERSIBLE PUMPS

## Performance Data

| Model | Dimensions | | Power | | lpm | 0 | 33 | 99.6 | 166.8 | 233.4 | 266.2 | 333 | 433.2 |
|---|---|---|---|---|---|---|---|---|---|---|---|---|---|
| | Height (mm) | Nett Wt. (kg) | kW | HP | m³/h | 0 | 2 | 6 | 10 | 14 | 17 | 20 | 22 |
| 6KS-17-19 | 2057 | 29.5 | 11 | 15 | TOTAL DYNAMIC HEAD IN METRES | 206 | 205 | 203 | 192 | 169 | 146 | 117 | 94 |
| 6KS-17-20 | 2117 | 31.5 | 11 | 15 | | 215 | 214 | 212 | 201 | 178 | 153 | 123 | 97 |
| 6KS-17-21 | 2207 | 33.5 | 13 | 17.5 | | 229 | 227 | 224 | 213 | 189 | 165 | 133 | 107 |
| 6KS-17-22 | 2267 | 34.5 | 13 | 17.5 | | 239 | 239 | 235 | 223 | 197 | 171 | 137 | 110 |
| 6KS-17-23 | 2327 | 36.5 | 13 | 17.5 | | 249 | 249 | 244 | 233 | 205 | 178 | 143 | 113 |
| 6KS-17-24 | 2387 | 37.5 | 13 | 17.5 | | 259 | 260 | 255 | 242 | 213 | 184 | 147 | 116 |
| 6KS-17-25 | 2482 | 38.5 | 15 | 20 | | 272 | 272 | 269 | 253 | 224 | 195 | 157 | 126 |
| 6KS-17-26 | 2542 | 39.5 | 15 | 20 | | 281 | 281 | 278 | 263 | 233 | 203 | 162 | 131 |
| 6KS-17-27 | 2602 | 41.5 | 15 | 20 | | 292 | 291 | 288 | 272 | 242 | 208 | 167 | 134 |
| 6KS-17-28 | 2717 | 43 | 18.5 | 25 | | 306 | 304 | 301 | 286 | 255 | 223 | 179 | 146 |
| 6KS-17-29 | 2777 | 44 | 18.5 | 25 | | 316 | 315 | 311 | 296 | 263 | 230 | 184 | 148 |
| 6KS-17-30 | 2837 | 45 | 18.5 | 25 | | 327 | 326 | 321 | 306 | 272 | 236 | 191 | 151 |
| 6KS-17-31 | 2897 | 47 | 18.5 | 25 | | 338 | 337 | 332 | 314 | 280 | 243 | 196 | 157 |
| 6KS-17-32 | 2957 | 48 | 18.5 | 25 | | 347 | 346 | 341 | 324 | 289 | 251 | 201 | 161 |
| 6KS-17-33 | 3017 | 50 | 18.5 | 25 | | 358 | 357 | 352 | 334 | 298 | 257 | 206 | 166 |
| 6KS-17-34 | 3137 | 51 | 22 | 30 | | 371 | 369 | 367 | 347 | 308 | 269 | 215 | 175 |
| 6KS-17-35 | 3197 | 52 | 22 | 30 | | 380 | 379 | 377 | 357 | 317 | 274 | 220 | 178 |
| 6KS-17-36 | 3257 | 54 | 22 | 30 | | 391 | 390 | 387 | 368 | 325 | 281 | 225 | 181 |
| 6KS-17-37 | 3317 | 55 | 22 | 30 | | 401 | 400 | 398 | 374 | 334 | 288 | 233 | 185 |
| 6KS-17-38 | 377 | 56 | 22 | 30 | | 411 | 409 | 406 | 380 | 341 | 295 | 237 | 188 |
| 6KS-17-39 | 3437 | 58 | 22 | 30 | | 422 | 420 | 416 | 390 | 349 | 301 | 243 | 191 |
| 6KS-17-40 | 3497 | 59 | 22 | 30 | | 433 | 432 | 427 | 403 | 358 | 308 | 248 | 198 |

Weight (kg) and Height H (mm) are approximate
Outer Dia. (OD) 1 : 142mm for DOL
Outer Dia. (OD) 2 : 147mm for SD

For ASS 316 replace KS with KN / Performance Data remains same

## Dimensional Drawing

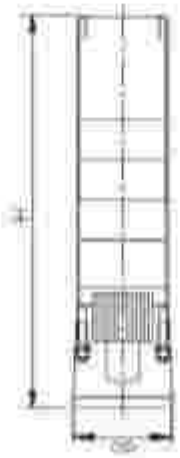

| | |
|---|---|
| Nominal Flow | 17 m³/h |
| Type | 6KS-17 |
| Outlet Size | 2½" / 3" |

## 6" PERFORMANCE CURVES

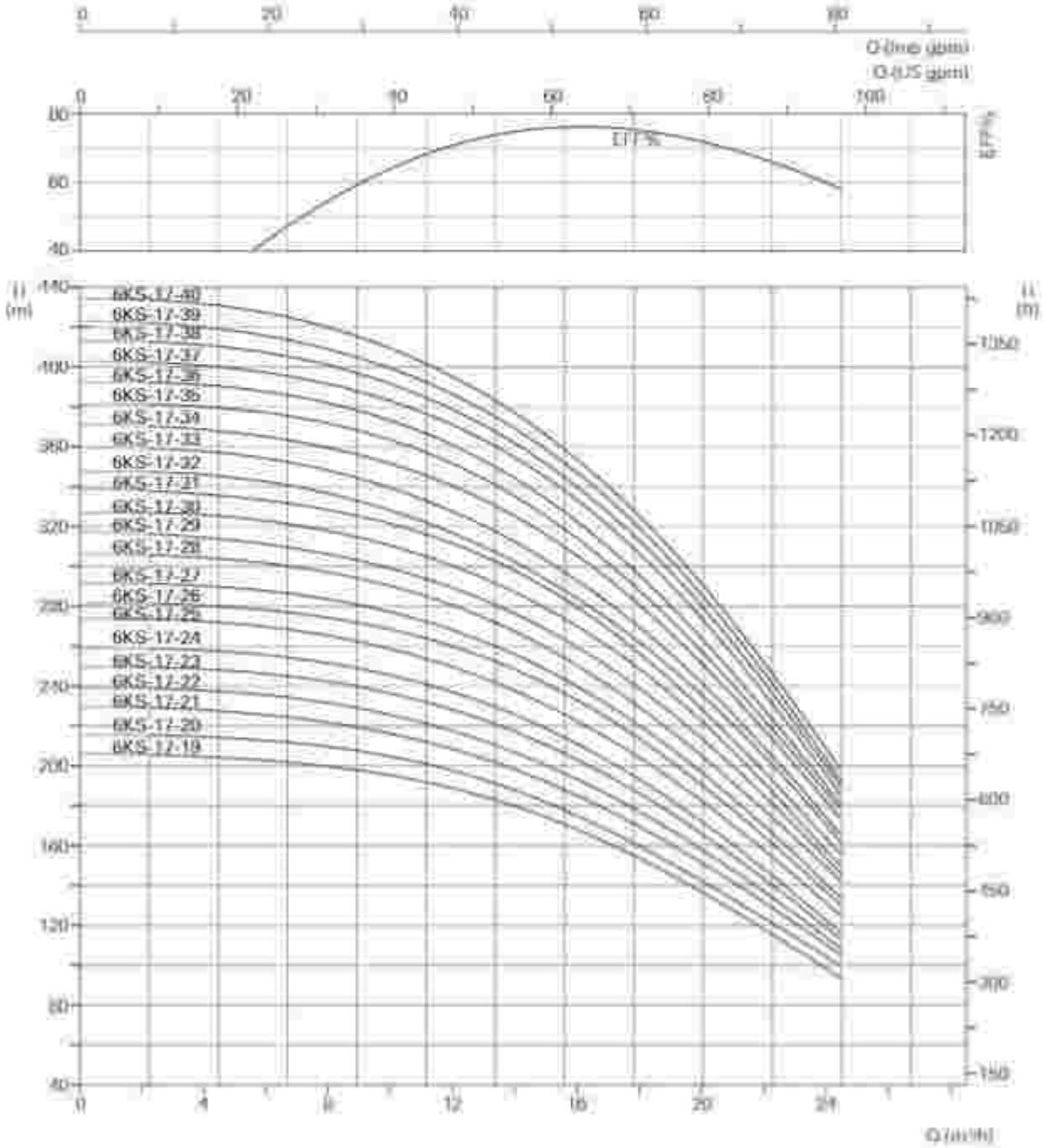


The Given details / drawings / specifications are subject to change without prior notice.

| | |
|---|---|
| Nominal Flow | 17 m³/h |
| Type | 6KS-17 |
| Outlet Size | 2½" / 3" |

## 6" SUBMERSIBLE PUMPS

## Performance Data

| Model | Dimensions | | Power | | lpm | 0 | 33 | 99.6 | 166.6 | 233.4 | 266.2 | 333 | 433.2 |
|---|---|---|---|---|---|---|---|---|---|---|---|---|---|
| | Height (mm) | Nett Wt. (kg) | kW | HP | m³/h | 0 | 2 | 6 | 10 | 14 | 17 | 20 | 22 |
| 6KS-17-43 | 4069 | 94.5 | 26 | 35 | TOTAL DYNAMIC HEAD IN METRES | 467 | 466 | 461 | 437 | 388 | 336 | 272 | 217 |
| 6KS-17-45 | 4269 | 97.5 | 26 | 35 | | 487 | 486 | 481 | 456 | 406 | 349 | 281 | 226 |
| 6KS-17-48 | 4389 | 103.5 | 26 | 35 | | 518 | 517 | 511 | 484 | 427 | 369 | 298 | 238 |
| 6KS-17-51 | 4639 | 108.5 | 30 | 40 | | 551 | 550 | 543 | 514 | 456 | 388 | 320 | 256 |
| 6KS-17-53 | 4759 | 111.5 | 30 | 40 | | 570 | 569 | 563 | 534 | 474 | 408 | 330 | 263 |
| 6KS-17-55 | 5247 | 114 | 37 | 50 | | 589 | 588 | 582 | 553 | 502 | 437 | 358 | 289 |
| 6KS-17-58 | 5427 | 120 | 37 | 50 | | 631 | 630 | 622 | 592 | 527 | 458 | 362 | 302 |
| 6KS-17-60 | 5547 | 123 | 37 | 50 | | 651 | 650 | 652 | 611 | 544 | 474 | 386 | 310 |

Weight (kg) and Height H (mm) are approximate
Outer Dia. (OD) 1 : 142mm for DOL
Outer Dia. (OD) 2 : 147mm for SD

For ANSI 316 replace KS with KN : Performance Data remains same

## Dimensional Drawing



| | |
|---|---|
| Nominal Flow | 17 m³/h |
| Type | 6KS-17 |
| Outlet Size | 2½" / 3" |

## 6" PERFORMANCE CURVES

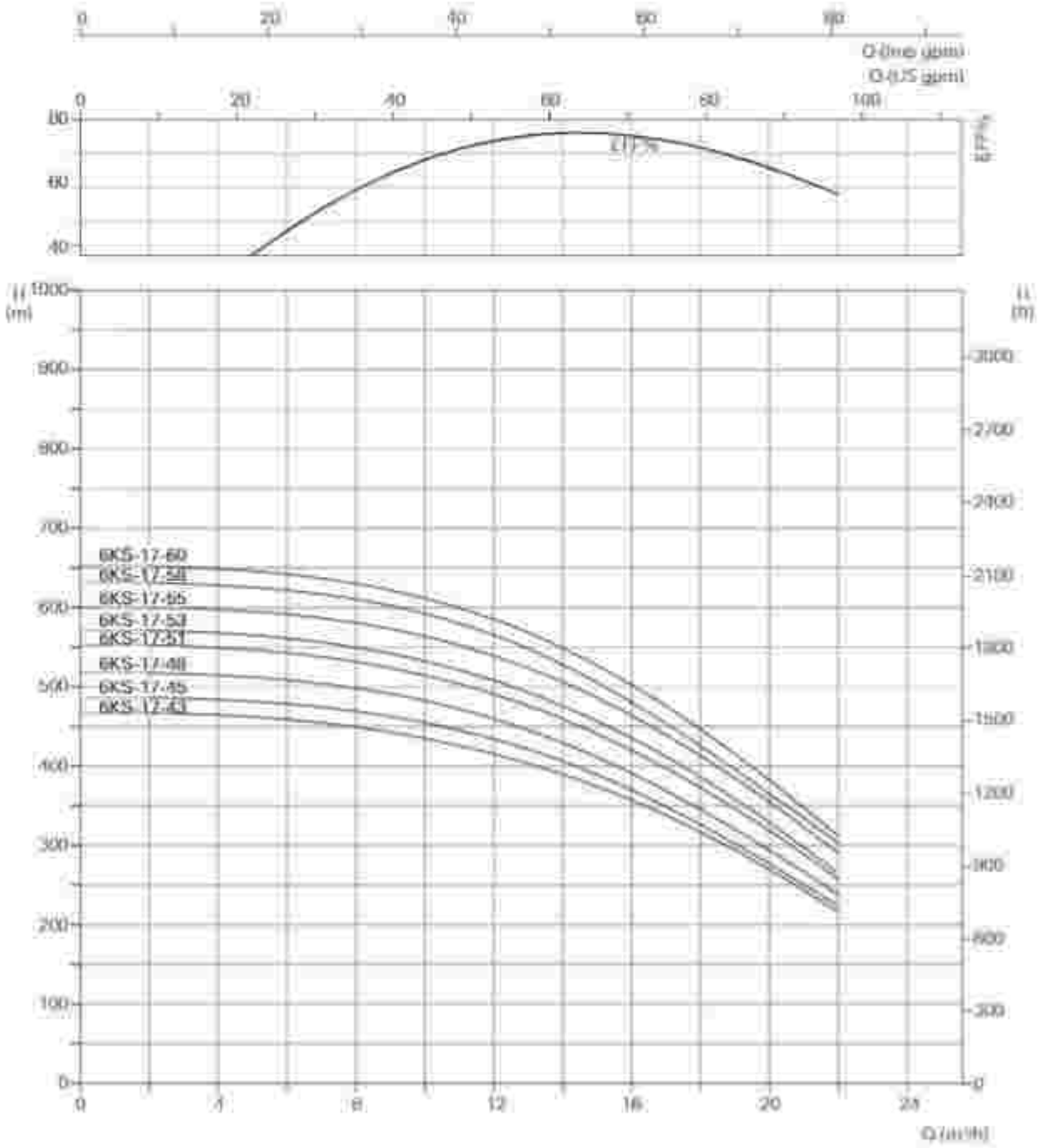


The Given details / drawings / specifications are subject to change without prior notice.

| | |
|---|---|
| Nominal Flow | 18 m³/h |
| Type | 6KS-18 |
| Outlet Size | 2½" |

## 6" SUBMERSIBLE PUMPS

## Performance Data

| Model | Dimensions | | Power | | lpm | 0 | 100 | 133.3 | 166.6 | 200 | 233.3 | 266.6 | 300 | 333.3 | 366.6 | 400 |
|---|---|---|---|---|---|---|---|---|---|---|---|---|---|---|---|---|
| | Height (mm) | Nett Wt. (kg) | kW | HP | m³/h | 0 | 6 | 8 | 10 | 12 | 14 | 16 | 18 | 20 | 22 | 24 |
| 6KS-18-03 | 422 | 8.40 | 2.2 | 3 | TOTAL DYNAMIC HEAD IN METRES | 35 | 34 | 33 | 32 | 30 | 28 | 25 | 20 | 16 | 11 | 6 |
| 6KS-18-04 | 468 | 9.40 | 2.2 | 3 | | 48 | 47 | 46 | 45 | 44 | 41 | 38 | 33.5 | 29 | 24 | 18 |
| 6KS-18-05 | 512 | 10.30 | 3.7 | 5 | | 59 | 58 | 55 | 54 | 52 | 49 | 46 | 42 | 37 | 31 | 25.5 |
| 6KS-18-06 | 556 | 11.30 | 3.7 | 5 | | 70 | 66 | 65 | 63 | 61 | 59 | 56 | 52 | 46 | 40 | 33 |
| 6KS-18-07 | 600 | 12.20 | 4.5 | 6 | | 82 | 78 | 77 | 75 | 73 | 70 | 66 | 61 | 54 | 47 | 40 |
| 6KS-18-08 | 644 | 13.20 | 5.5 | 7.5 | | 95 | 91 | 89 | 86 | 84 | 80 | 76 | 70 | 63 | 54 | 45 |
| 6KS-18-09 | 688 | 14.10 | 5.5 | 7.5 | | 106 | 102 | 100 | 98 | 96 | 92 | 87 | 80 | 72.5 | 63 | 54 |
| 6KS-18-10 | 732 | 15.50 | 7.5 | 10 | | 115 | 103 | 111.5 | 109 | 106 | 102 | 98 | 92 | 83 | 72 | 60 |
| 6KS-18-11 | 776 | 16.60 | 7.5 | 10 | | 130 | 125 | 122 | 119 | 116 | 112 | 107 | 100 | 90 | 78 | 68 |
| 6KS-18-12 | 820 | 17.60 | 7.5 | 10 | | 142 | 136.5 | 133 | 130 | 128 | 122 | 118 | 108 | 97 | 84 | 70 |
| 6KS-18-13 | 864 | 18.60 | 9.3 | 12.5 | | 152 | 146 | 144 | 140 | 136 | 131 | 124 | 116 | 105 | 91 | 76 |
| 6KS-18-14 | 908 | 19.70 | 9.3 | 12.5 | | 164 | 157 | 154 | 151 | 146.5 | 141 | 134 | 124 | 112 | 98 | 82 |
| 6KS-18-15 | 952 | 20.70 | 9.3 | 12.5 | | 175 | 169 | 166 | 162 | 158 | 152 | 146.5 | 136 | 122 | 114 | 90 |
| 6KS-18-16 | 996 | 21.80 | 11 | 15 | | 188 | 179 | 176 | 175 | 168 | 162 | 156 | 145 | 131 | 104 | 97 |
| 6KS-18-17 | 1040 | 22.80 | 11 | 15 | | 198 | 190 | 188 | 183 | 178 | 172 | 164 | 154 | 140 | 122 | 103 |
| 6KS-18-18 | 1084 | 24.00 | 11 | 15 | | 209 | 199 | 196 | 192 | 188 | 182 | 182 | 164 | 150 | 132 | 111 |

Weight (kg) and Height H (mm) are approximate.
Outer Dia. (OD) 1 : 142mm for DOL
Outer Dia. (OD) 2 : 147mm for SD

For AISI 316 replace KS with KN. Performance Data remains same.

## Dimensional Drawing



| | |
|---|---|
| Nominal Flow | 18 m³/h |
| Type | 6KS-18 |
| Outlet Size | 2½" |

## 6" PERFORMANCE CURVES

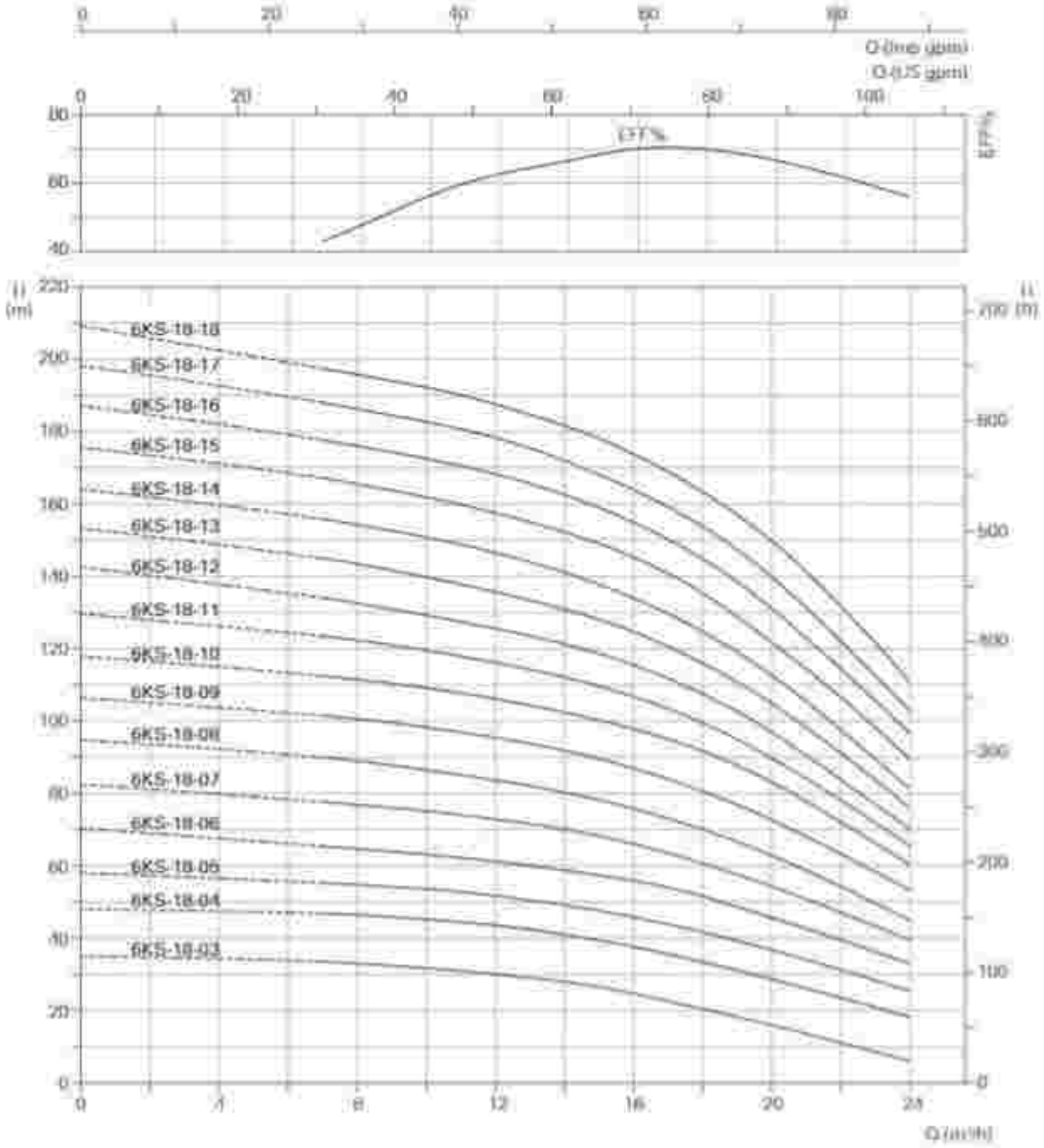


The Given details / drawings / specifications are subject to change without prior notice.

| | |
|---|---|
| Nominal Flow | 18 m³/h |
| Type | 6KS-18 |
| Outlet Size | 2½" |

## 6" SUBMERSIBLE PUMPS

## Performance Data

| Model | Dimensions | | Power | | lpm | 0 | 100 | 133.3 | 166.6 | 200 | 233.3 | 266.6 | 300 | 333.3 | 366.6 | 400 |
|---|---|---|---|---|---|---|---|---|---|---|---|---|---|---|---|---|
| | Height (mm) | Nett Wt. (kg) | kW | HP | m³/h | 0 | 6 | 8 | 10 | 12 | 14 | 16 | 18 | 20 | 22 | 24 |
| 6KS-18-19 | 1128 | 25.00 | 13 | 17.5 | TOTAL DYNAMIC HEAD IN METRES | 226 | 216 | 210 | 204 | 198 | 190 | 180 | 168 | 152 | 132 | 112 |
| 6KS-18-20 | 1172 | 26.00 | 13 | 17.5 | | 238 | 225 | 220 | 215 | 209 | 201 | 192 | 180 | 164 | 144 | 120 |
| 6KS-18-21 | 1216 | 27.00 | 13 | 17.5 | | 250 | 236 | 232 | 227 | 220 | 212 | 204 | 192 | 174 | 152 | 129 |
| 6KS-18-22 | 1260 | 28.00 | 15 | 20 | | 260 | 248 | 242 | 237 | 232 | 224 | 216 | 202 | 184 | 162 | 137 |
| 6KS-18-23 | 1304 | 29.00 | 15 | 20 | | 274 | 258 | 252 | 247 | 240 | 232 | 222 | 209 | 191 | 168 | 143 |
| 6KS-18-24 | 1348 | 30.00 | 15 | 20 | | 284 | 268 | 262 | 256 | 248 | 240 | 230 | 216 | 197 | 175 | 149 |
| 6KS-18-25 | 1392 | 31.00 | 18.5 | 25 | | 296 | 279 | 271 | 264 | 256 | 248 | 236 | 223 | 204 | 180 | 154 |
| 6KS-18-26 | 1436 | 32.50 | 18.5 | 25 | | 304 | 287 | 280 | 272 | 264 | 256 | 244 | 228 | 210 | 185 | 159 |
| 6KS-18-27 | 1480 | 33.50 | 18.5 | 25 | | 316 | 298 | 290 | 283 | 274 | 264 | 252 | 237 | 216 | 191 | 164 |
| 6KS-18-28 | 1524 | 34.50 | 18.5 | 25 | | 330 | 308 | 301 | 292 | 284 | 274 | 261 | 244 | 223 | 197 | 168 |
| 6KS-18-29 | 1568 | 35.50 | 18.5 | 25 | | 340 | 319 | 311 | 302 | 292 | 284 | 272 | 255 | 231 | 204 | 175 |
| 6KS-18-30 | 1612 | 36.50 | 22 | 30 | | 354 | 329 | 320 | 312 | 303 | 292 | 280 | 264 | 240 | 210 | 182 |
| 6KS-18-31 | 1656 | 37.50 | 22 | 30 | | 364 | 340 | 332 | 323 | 313 | 303 | 290 | 272 | 246 | 219 | 188 |
| 6KS-18-32 | 1700 | 38.50 | 22 | 30 | | 376 | 351 | 342 | 332 | 323 | 312 | 298 | 280 | 256 | 227 | 198 |
| 6KS-18-33 | 1744 | 39.50 | 22 | 30 | | 384 | 361 | 352 | 342 | 331 | 320 | 306 | 287 | 264 | 236 | 207 |
| 6KS-18-34 | 1788 | 41.00 | 22 | 30 | | 396 | 370 | 361 | 351 | 340 | 328 | 312 | 294 | 271 | 244 | 215 |
| 6KS-18-35 | 1832 | 42.00 | 22 | 30 | | 408 | 379 | 370 | 359 | 348 | 336 | 320 | 302 | 279 | 252 | 223 |
| 6KS-18-36 | 1876 | 43.00 | 22 | 30 | | 420 | 388 | 377 | 368 | 356 | 343 | 328 | 309 | 287 | 260 | 231 |

Weight (kg) and Height H (mm) are approximate
Outer Dia. (OD) 1 : 142mm for DOL
Outer Dia. (OD) 2 : 147mm for SD

For AISI 316 replace KS with KN : Performance Data remains same

## Dimensional Drawing

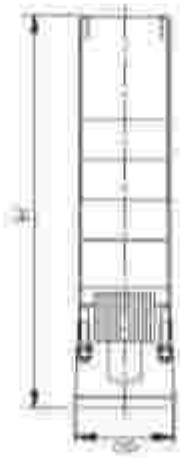

| | |
|---|---|
| Nominal Flow | 18 m³/h |
| Type | 6KS-18 |
| Outlet Size | 2½" |

## 6" PERFORMANCE CURVES

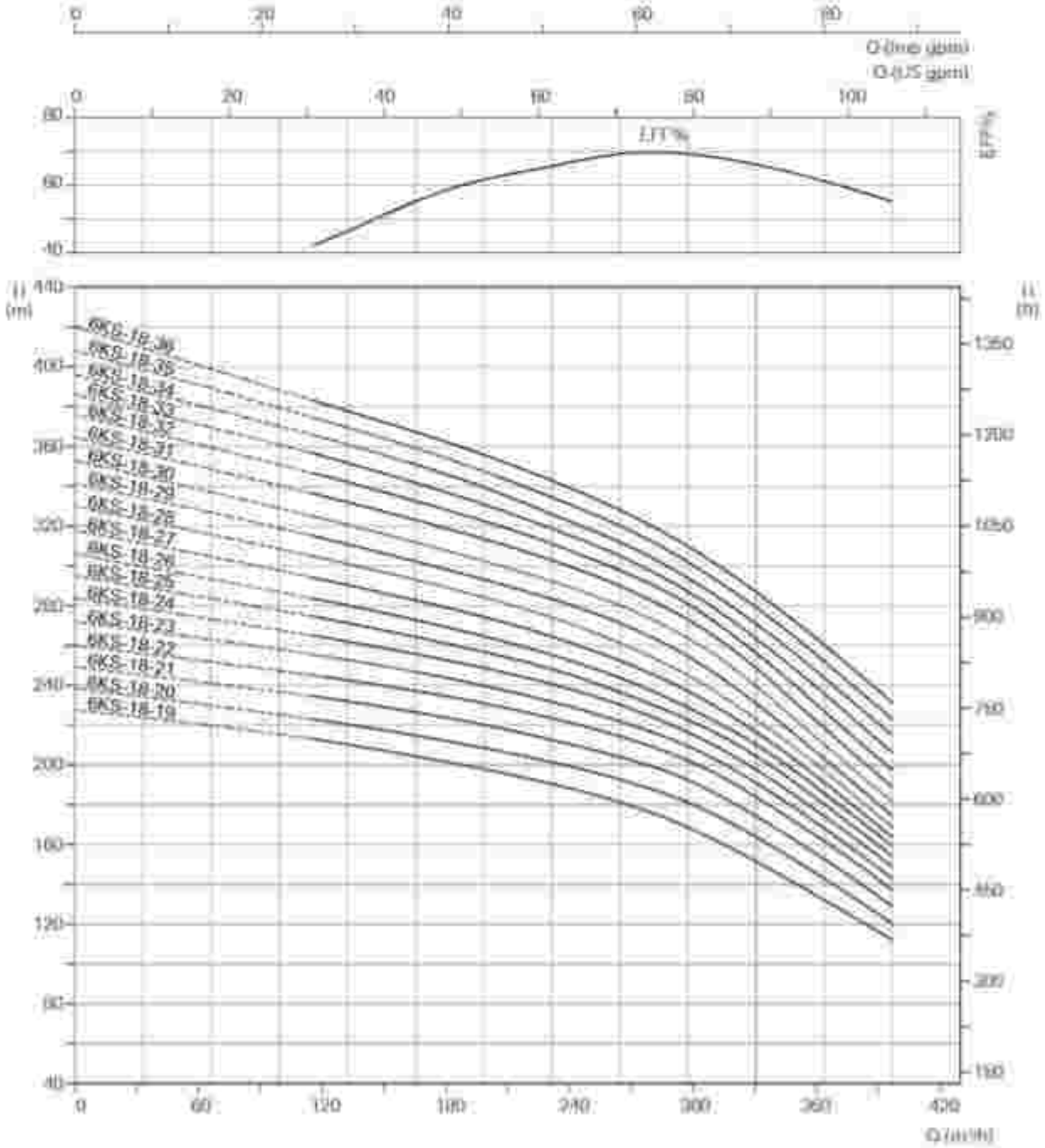


The Data details / drawings / specifications are subject to change without prior notice.

| | |
|---|---|
| Nominal Flow | 18 m³/h |
| Type | 6KS-18 |
| Outlet Size | 2½" |

## 6" SUBMERSIBLE PUMPS

## Performance Data

| Model | Dimensions | | Power | | rpm | 0 | 100 | 133.3 | 166.6 | 200 | 233.3 | 266.6 | 300 | 333.3 | 366.6 | 400 |
|---|---|---|---|---|---|---|---|---|---|---|---|---|---|---|---|---|
| | Height (mm) | Net Wt. (kg) | kW | HP | m³/h | 0 | 6 | 8 | 10 | 12 | 14 | 16 | 18 | 20 | 22 | 24 |
| 6KS-18-38 | 1954 | 45.00 | 22 | 30 | TOTAL DYNAMIC HEAD IN METRES | 432 | 404 | 395 | 384 | 370 | 356 | 340 | 320 | 296 | 268 | 236 |
| 6KS-18-40 | 2052 | 47.00 | 26 | 35 | | 453 | 427 | 416 | 405 | 391 | 375 | 356 | 332 | 305 | 274 | 244 |
| 6KS-18-42 | 2140 | 49.00 | 30 | 40 | | 481 | 450 | 438 | 425 | 412 | 395 | 370 | 348 | 320 | 286 | 249 |
| 6KS-18-44 | 2228 | 51.00 | 30 | 40 | | 504 | 472 | 460 | 448 | 432 | 413 | 392 | 367 | 336 | 300 | 262 |
| 6KS-18-46 | 2316 | 53.50 | 30 | 40 | | 520 | 495 | 482 | 466 | 452 | 432 | 411 | 386 | 352 | 312 | 272 |
| 6KS-18-48 | 2404 | 55.50 | 30 | 40 | | 541 | 517 | 506 | 492 | 475 | 456 | 433 | 406 | 368 | 324 | 279 |
| 6KS-18-50 | 2540 | 61.00 | 30 | 40 | | 575 | 533 | 519 | 503 | 485 | 466 | 441 | 412 | 376 | 330 | 282 |
| 6KS-18-51 | 2600 | 62.50 | 37 | 50 | | 620 | 567 | 547 | 525 | 506 | 482 | 457 | 426 | 387 | 340 | 287 |
| 6KS-18-58 | 2820 | 65.00 | 45 | 60 | | 680 | 623 | 601 | 577 | 552 | 523 | 490 | 452 | 406 | 353 | 293 |
| 6KS-18-60 | 3000 | 69.50 | 45 | 60 | | 726 | 662 | 639 | 614 | 580 | 560 | 527 | 485 | 434 | 373 | 301 |
| 6KS-18-66 | 3253 | 76.00 | 45 | 60 | | 809 | 730 | 705 | 678 | 652 | 615 | 579 | 525 | 472 | 398 | 325 |

Weight (kg) and Height H (mm) are approximate
Outer Dia. (OD) 1 : 142mm for DOL
Outer Dia. (OD) 2 : 147mm for SD

For ASI 316 replace KS with KN : Performance Data remains same

## Dimensional Drawing

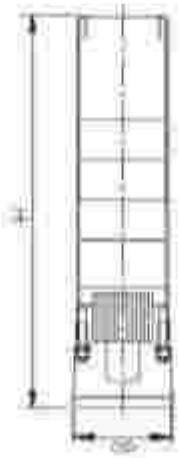

| | |
|---|---|
| Nominal Flow | 18 m³/h |
| Type | 6KS-18 |
| Outlet Size | 2½" |

## 6" PERFORMANCE CURVES

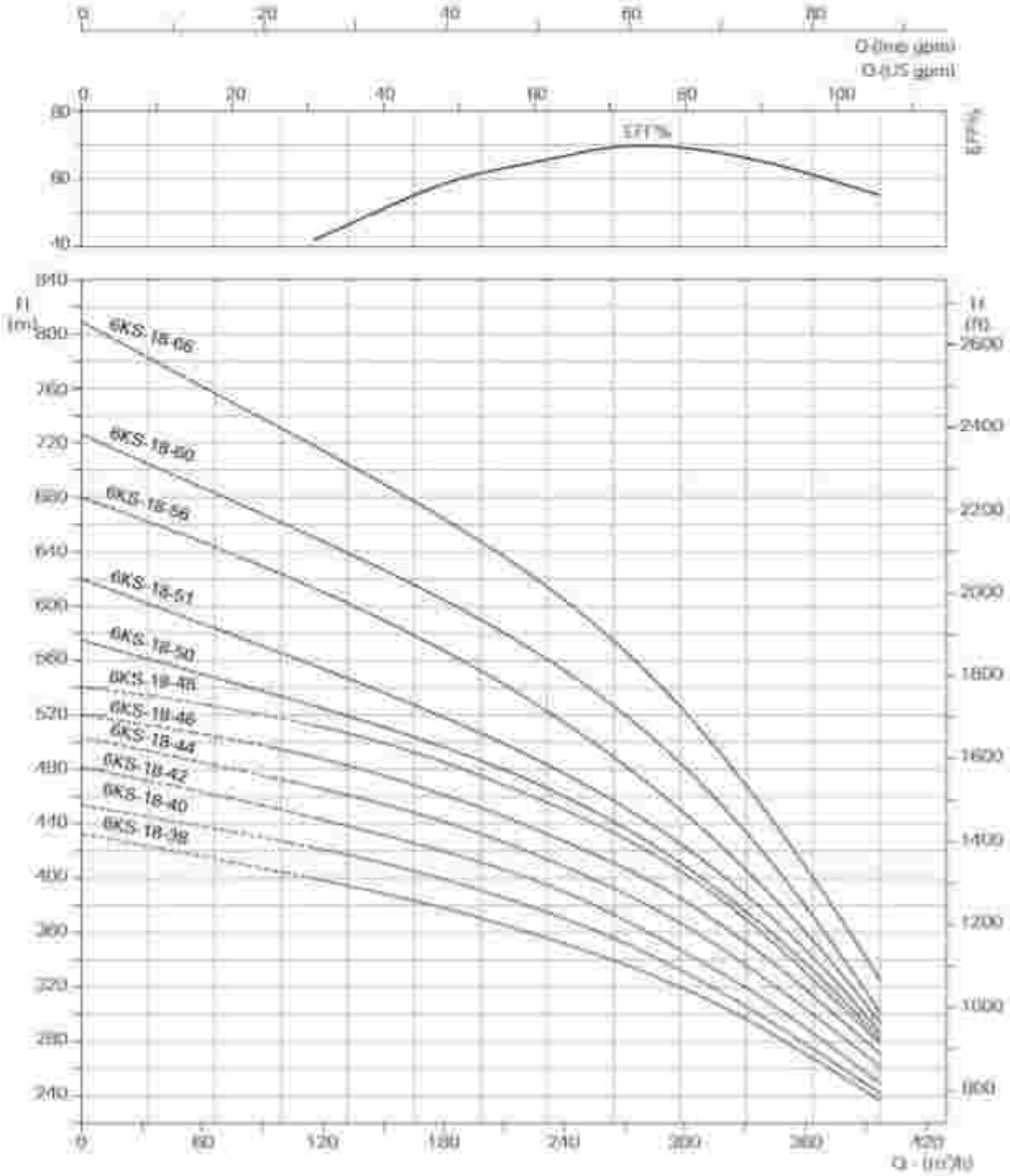


The Given details / drawings / specifications are subject to change without prior notice.

| | |
|---|---|
| Nominal Flow | 22 m³/h |
| Type | 6KS-22 |
| Outlet Size | 2½" / 3" |

6" SUBMERSIBLE PUMPS

## Performance Data

| Model | Dimensions | | Power | | lpm | 0 | 166.6 | 200 | 233.3 | 266.6 | 300 | 333.3 | 366.6 | 400 | 433.3 | 466.6 |
|---|---|---|---|---|---|---|---|---|---|---|---|---|---|---|---|---|
| | Height (mm) | Net Wt. (kg) | kW | HP | m³/h | 0 | 10 | 12 | 14 | 16 | 18 | 20 | 22 | 24 | 26 | 28 |
| 6KS-22-05 | 527 | 10.60 | 3.7 | 5 | TOTAL DYNAMIC HEAD IN METRES | 57 | 52 | 50 | 49 | 48 | 46 | 43 | 40 | 36 | 30 | 24 |
| 6KS-22-06 | 574 | 12.00 | 4.5 | 6 | | 69 | 62 | 60 | 58 | 56 | 54 | 49 | 45 | 41 | 35 | 27 |
| 6KS-22-07 | 621 | 13.00 | 5.5 | 7.5 | | 80 | 71 | 69 | 66 | 64 | 60 | 57 | 52 | 47 | 40 | 32 |
| 6KS-22-08 | 668 | 14.00 | 5.5 | 7.5 | | 92 | 84 | 81 | 78 | 76 | 72 | 68 | 62 | 55 | 47 | 38 |
| 6KS-22-09 | 715 | 15.00 | 7.5 | 10 | | 100 | 94 | 91 | 89 | 86 | 82 | 77 | 71 | 64 | 55 | 45 |
| 6KS-22-10 | 762 | 16.20 | 7.5 | 10 | | 114 | 104 | 101 | 98 | 95 | 92 | 86 | 79 | 71 | 61 | 50 |
| 6KS-22-11 | 809 | 17.30 | 9.3 | 12.5 | | 124 | 114 | 110 | 107 | 104 | 100 | 95 | 87 | 78 | 66 | 57 |
| 6KS-22-12 | 856 | 18.30 | 9.3 | 12.5 | | 137 | 126 | 123 | 120 | 116 | 115 | 106 | 95 | 85 | 74 | 62 |
| 6KS-22-13 | 903 | 19.40 | 11 | 15 | | 150 | 138 | 135 | 131 | 125 | 120 | 113 | 104 | 94 | 81 | 69 |
| 6KS-22-14 | 950 | 20.50 | 11 | 15 | | 160 | 148 | 145 | 141 | 136 | 130 | 121 | 111 | 100 | 88 | 75 |
| 6KS-22-15 | 997 | 21.80 | 11 | 15 | | 171 | 159 | 155 | 152 | 147 | 140 | 131 | 121 | 109 | 95 | 80 |
| 6KS-22-16 | 1044 | 22.70 | 13 | 17.5 | | 182 | 169 | 166 | 162 | 156 | 150 | 140 | 130 | 116 | 101 | 85 |

Weight (kg) and Height H (mm) are approximate
Outer Dia. (OD) 1 : 142mm for DOL
Outer Dia. (OD) 2 : 147mm for SD

For AS2 31s replace KS with KN. Performance Data remains same

## Dimensional Drawing

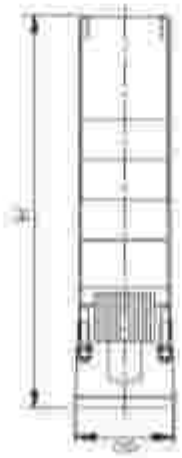

| | |
|---|---|
| Nominal Flow | 22 m³/h |
| Type | 6KS-22 |
| Outlet Size | 2½" / 3" |

## 6" PERFORMANCE CURVES

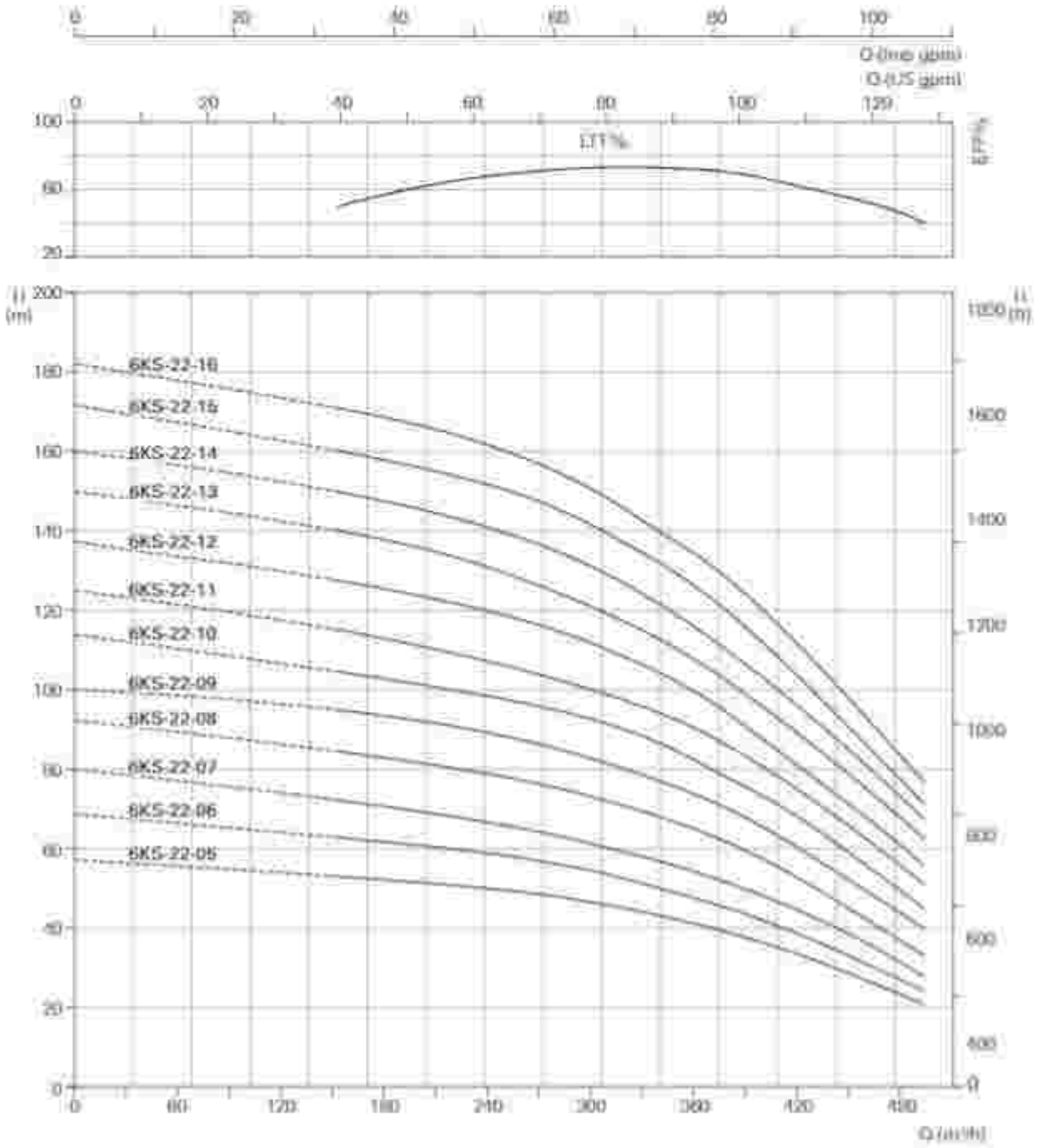


The Given details / drawings / specifications are subject to change without prior notice.

| | |
|---|---|
| Nominal Flow | 22 m³/h |
| Type | 6KS-22 |
| Outlet Size | 2½" / 3" |

## 6" SUBMERSIBLE PUMPS

## Performance Data

| Model | Dimensions | | Power | | rpm | 0 | 166.6 | 200 | 233.3 | 266.6 | 300 | 333.3 | 366.6 | 400 | 433.3 | 466.6 |
|---|---|---|---|---|---|---|---|---|---|---|---|---|---|---|---|---|
| | Height (mm) | Nett Wt. (kg) | kW | HP | m³/h | 0 | 10 | 12 | 14 | 16 | 18 | 20 | 22 | 24 | 26 | 28 |
| 6KS-22-17 | 1091 | 24.00 | 13 | 17.5 | TOTAL DYNAMIC HEAD IN METRES | 192 | 180 | 175 | 171 | 165 | 158 | 149 | 138 | 125 | 108 | 90 |
| 6KS-22-18 | 1138 | 25.00 | 15 | 20 | | 207 | 190 | 186 | 182 | 176 | 170 | 160 | 147 | 132 | 115 | 95 |
| 6KS-22-19 | 1185 | 26.00 | 15 | 20 | | 218 | 201 | 196 | 192 | 185 | 178 | 169 | 155 | 140 | 120 | 100 |
| 6KS-22-20 | 1232 | 27.30 | 18.5 | 25 | | 230 | 212 | 207 | 202 | 195 | 188 | 178 | 165 | 146 | 126 | 106 |
| 6KS-22-21 | 1279 | 28.50 | 18.5 | 25 | | 243 | 224 | 219 | 213 | 206 | 198 | 187 | 174 | 155 | 135 | 112 |
| 6KS-22-22 | 1326 | 29.30 | 18.5 | 25 | | 254 | 235 | 230 | 224 | 217 | 208 | 196 | 181 | 164 | 142 | 117 |
| 6KS-22-23 | 1373 | 30.50 | 18.5 | 25 | | 265 | 246 | 241 | 235 | 226 | 217 | 205 | 189 | 170 | 147 | 121 |
| 6KS-22-24 | 1420 | 31.70 | 22 | 30 | | 277 | 256 | 250 | 244 | 235 | 225 | 214 | 197 | 177 | 154 | 127 |
| 6KS-22-25 | 1467 | 33.00 | 22 | 30 | | 290 | 265 | 260 | 253 | 244 | 234 | 220 | 203 | 183 | 159 | 131 |
| 6KS-22-26 | 1514 | 34.00 | 22 | 30 | | 289 | 277 | 270 | 263 | 254 | 242 | 228 | 210 | 190 | 165 | 137 |
| 6KS-22-28 | 1608 | 36.50 | 26 | 35 | | 314 | 290 | 284 | 275 | 265 | 254 | 238 | 220 | 199 | 174 | 144 |

Weight (kg) and Height H (mm) are approximate
Outer Dia. (OD) 1 : 142mm for DOL
Outer Dia. (OD) 2 : 147mm for SD

For AISI 316 replace KS with KN. Performance Data remains same

## Dimensional Drawing



| | |
|---|---|
| Nominal Flow | 22 m³/h |
| Type | 6KS-22 |
| Outlet Size | 2½" / 3" |

## 6" PERFORMANCE CURVES

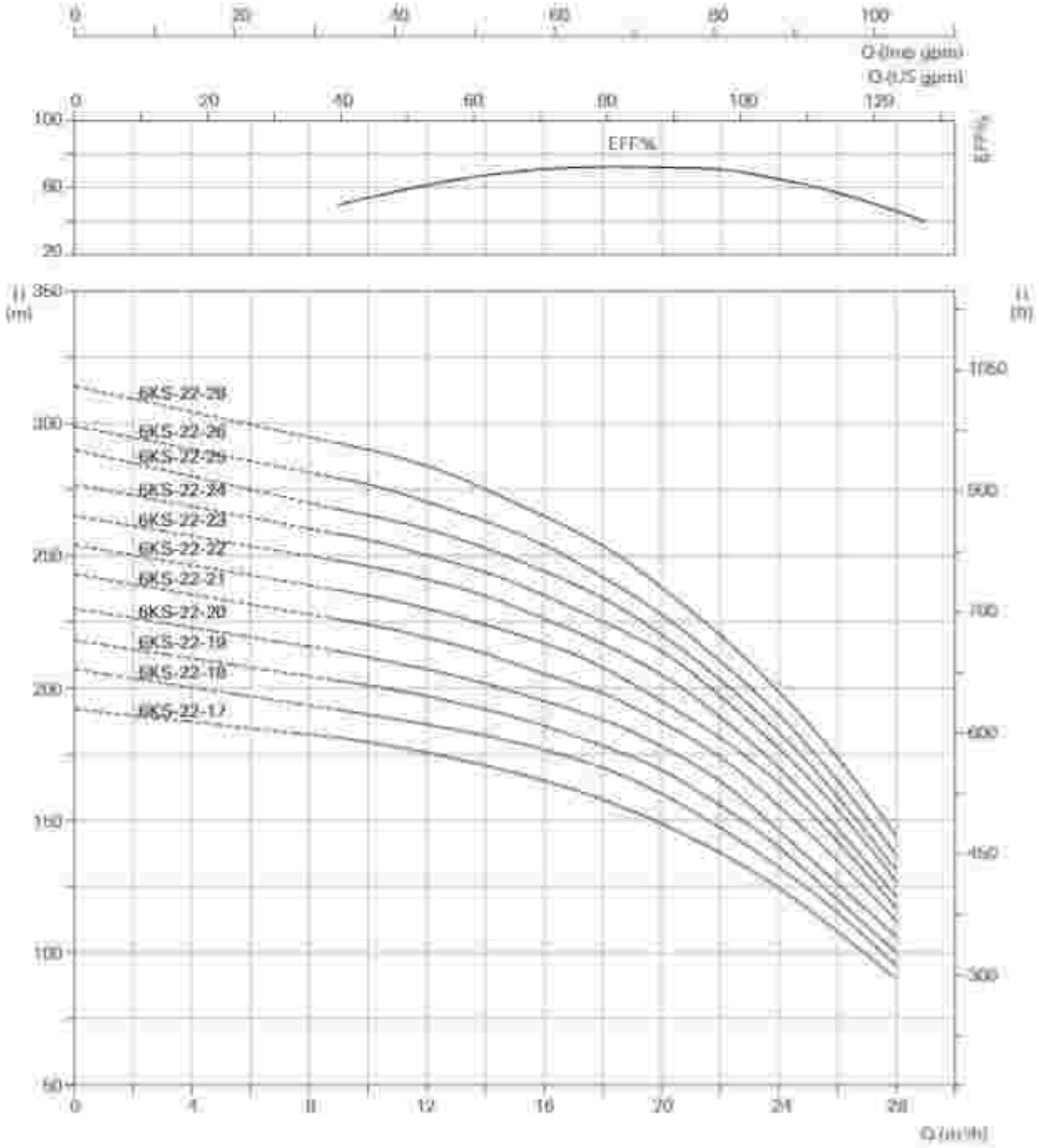


The Given details / drawings / specifications are subject to change without prior notice.

| | |
|---|---|
| Nominal Flow | 22 m³/h |
| Type | 6KS-22 |
| Outlet Size | 2½" / 3" |

## 6" SUBMERSIBLE PUMPS

## Performance Data

| Model | Dimensions | | Power | | lpm | 0 | 166.6 | 200 | 233.3 | 266.6 | 300 | 333.3 | 366.6 | 400 | 433.3 | 466.6 |
|---|---|---|---|---|---|---|---|---|---|---|---|---|---|---|---|---|
| | Height (mm) | Net Wt. (kg) | kW | HP | m³/h | 0 | 10 | 12 | 14 | 16 | 18 | 20 | 22 | 24 | 26 | 28 |
| 6KS-22-30 | 1702 | 38.00 | 26 | 35 | TOTAL DYNAMIC HEAD IN METRES | 338 | 305 | 298 | 290 | 282 | 269 | 253 | 234 | 210 | 180 | 149 |
| 6KS-22-32 | 1769 | 40.50 | 26 | 35 | | 362 | 324 | 320 | 310 | 300 | 289 | 270 | 250 | 222 | 192 | 160 |
| 6KS-22-34 | 1890 | 42.50 | 26 | 35 | | 382 | 351 | 344 | 333 | 321 | 308 | 289 | 267 | 238 | 205 | 170 |
| 6KS-22-36 | 1984 | 45.00 | 30 | 40 | | 406 | 375 | 364 | 352 | 340 | 326 | 305 | 280 | 250 | 218 | 181 |
| 6KS-22-38 | 2078 | 47.00 | 30 | 40 | | 430 | 395 | 385 | 372 | 360 | 341 | 320 | 293 | 263 | 230 | 19 |
| 6KS-22-40 | 2172 | 48.00 | 37 | 50 | | 455 | 414 | 402 | 390 | 378 | 360 | 339 | 309 | 277 | 240 | 203 |
| 6KS-22-42 | 2266 | 51.50 | 37 | 50 | | 476 | 434 | 423 | 410 | 397 | 378 | 352 | 323 | 290 | 253 | 216 |
| 6KS-22-44 | 2360 | 53.50 | 37 | 50 | | 498 | 454 | 444 | 430 | 415 | 397 | 370 | 340 | 305 | 268 | 229 |
| 6KS-22-46 | 2454 | 56.00 | 37 | 50 | | 520 | 477 | 465 | 450 | 432 | 410 | 386 | 358 | 322 | 280 | 240 |
| 6KS-22-50 | 2542 | 60.00 | 45 | 60 | | 568 | 511 | 499 | 482 | 464 | 440 | 415 | 382 | 349 | 309 | 263 |
| 6KS-22-60 | 3210 | 85.00 | 46 | 60 | | 714 | 650 | 630 | 606 | 581 | 552 | 518 | 472 | 416 | 358 | 290 |
| 6KS-22-65-8 | 3450 | 91.00 | 55 | 75 | | 762 | 708 | 690 | 668 | 645 | 618 | 583 | 538 | 480 | 411 | 330 |
| 6KS-22-72-8 | 3780 | 98.00 | 55 | 75 | | 850 | 790 | 765 | 740 | 710 | 680 | 642 | 596 | 535 | 465 | 380 |

Weight (kg) and Height H (mm) are approximate
Outer Dia. (OD) 1 : 143mm for DOL
Outer Dia. (OD) 2 : 147mm for SD

For NS 316 replace KS with KN : Performance Data remains same

## Dimensional Drawing



| | |
|---|---|
| Nominal Flow | 22 m³/h |
| Type | 6KS-22 |
| Outlet Size | 2½" / 3" |

## 6" PERFORMANCE CURVES

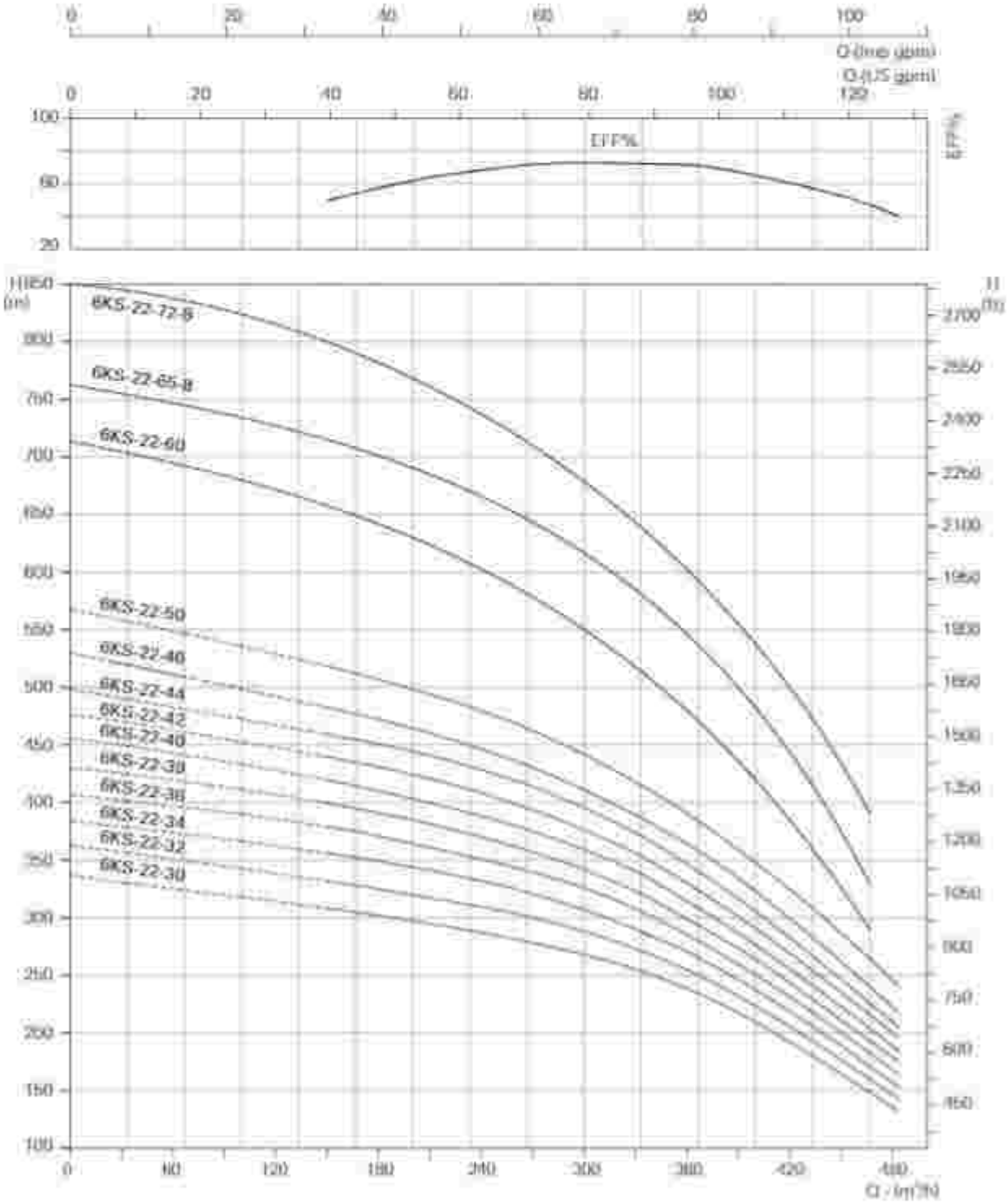


The Given details / drawings / specifications are subject to change without prior notice.

| | |
|---|---|
| Nominal Flow | 30 m³/h |
| Type | 6KS-30 |
| Outlet Size | 3" |

## 6" SUBMERSIBLE PUMPS

## Performance Data

| Model | Dimensions | | Power | | rpm | 0 | 133.3 | 200 | 266.6 | 333.3 | 300 | 400 | 433.3 | 533.3 | 566.6 | 600 |
|---|---|---|---|---|---|---|---|---|---|---|---|---|---|---|---|---|
| | Height (mm) | Net Wt. (kg) | kW | HP | m³/h | 0 | 8 | 12 | 16 | 20 | 18 | 24 | 26 | 32 | 34 | 36 |
| 6KS-30-01 | 386 | 8.30 | 1.5 | 2 | TOTAL DYNAMIC HEAD IN METRES | 11 | 10.5 | 10 | 9 | 8 | 7 | 6.5 | 6 | 5 | 4 | 3.5 |
| 6KS-30-02 | 482 | 9.60 | 2.2 | 3 | | 24 | 22.8 | 22 | 21 | 20 | 18.5 | 17.9 | 15.9 | 14 | 13 | 11 |
| 6KS-30-03 | 578 | 11.50 | 3 | 4 | | 36.5 | 34 | 33 | 31.8 | 30 | 28.5 | 27.8 | 24.5 | 22.8 | 20.5 | 18 |
| 6KS-30-04 | 674 | 13.40 | 4 | 5.5 | | 47 | 44 | 43 | 41.8 | 39.8 | 37 | 35.8 | 32.5 | 30 | 27 | 24 |
| 6KS-30-05 | 770 | 15.30 | 5.5 | 7.5 | | 58.5 | 56 | 53.8 | 51.8 | 49 | 46.5 | 45 | 40 | 37 | 34 | 31 |
| 6KS-30-06 | 866 | 17.20 | 5.5 | 7.5 | | 70.5 | 67 | 65 | 62 | 59 | 56.8 | 53.5 | 48 | 45 | 42 | 38 |
| 6KS-30-07 | 962 | 19.10 | 7.5 | 10 | | 82 | 78 | 76 | 73 | 68 | 65 | 62 | 56 | 52 | 48.5 | 45 |
| 6KS-30-08 | 1058 | 21.00 | 7.5 | 10 | | 92.5 | 88 | 86 | 83 | 79 | 74 | 71 | 63.5 | 59 | 54.5 | 50 |
| 6KS-30-09 | 1154 | 22.90 | 9.3 | 12.5 | | 105 | 100 | 97 | 94 | 89 | 83 | 80 | 72 | 67 | 62 | 57 |
| 6KS-30-10 | 1250 | 24.80 | 9.3 | 12.5 | | 117 | 111 | 108 | 104 | 99 | 93 | 89.5 | 81 | 75.5 | 70 | 63 |
| 6KS-30-11 | 1346 | 26.70 | 9.3 | 12.5 | | 127 | 121 | 117 | 113 | 108.5 | 102 | 98 | 89.5 | 84 | 78 | 71 |
| 6KS-30-12 | 1442 | 28.60 | 11 | 15 | | 137 | 131 | 127 | 122.5 | 117 | 111 | 107 | 96 | 91.5 | 85 | 77 |

Weight (kg) and Height H (mm) are approximate
Outer Dia. (OD) 1 : 142mm for DOL
Outer Dia. (OD) 2 : 147mm for SD

For ABS 310 replace KS with KN. Performance Data remain same.

## Dimensional Drawing

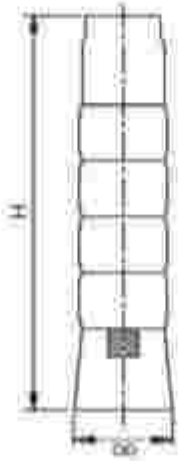

| | |
|---|---|
| Nominal Flow | 30 m³/h |
| Type | 6KS-30 |
| Outlet Size | 3" |

## 6" PERFORMANCE CURVES

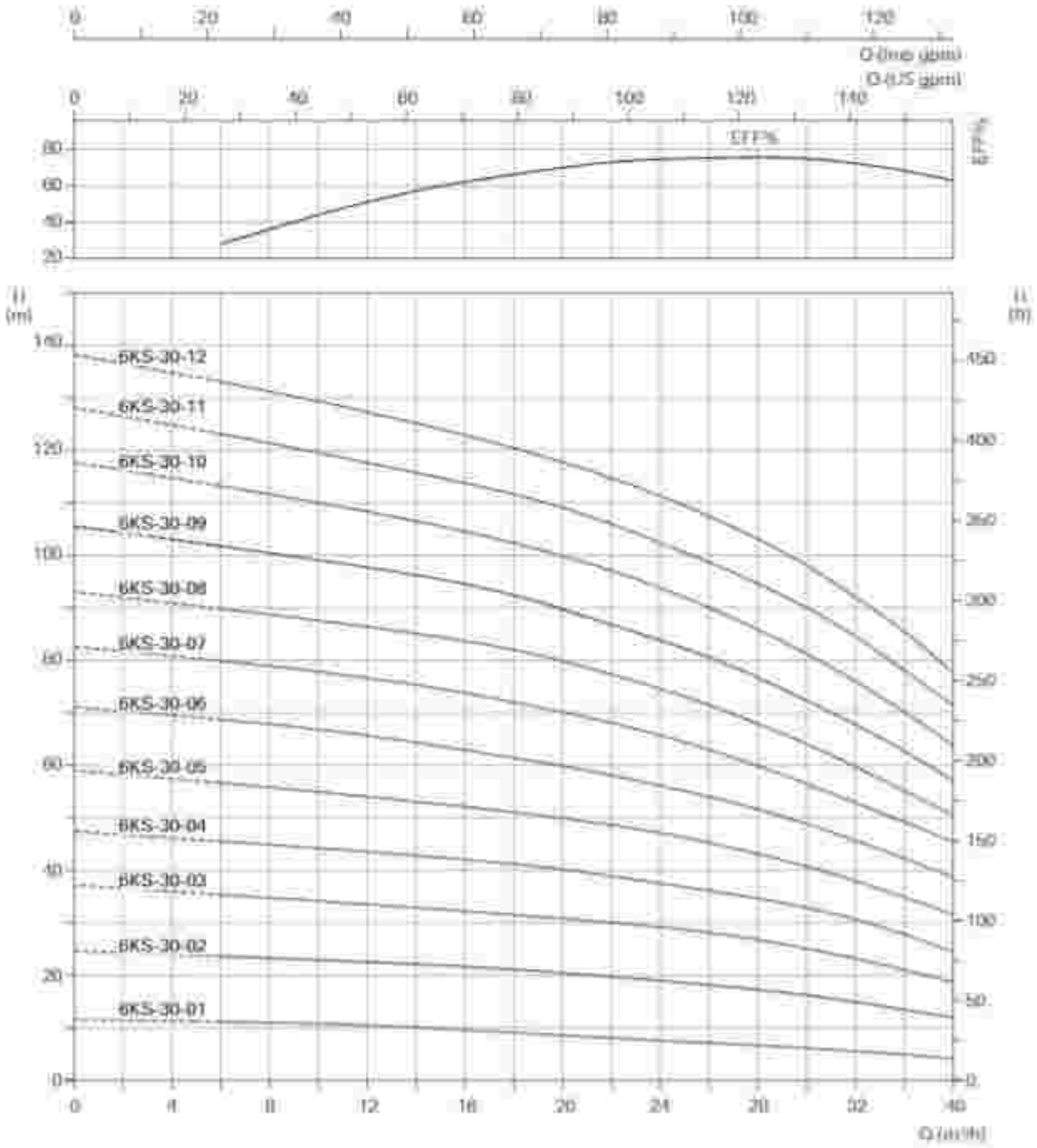


The Given details / drawings / specifications are subject to change without prior notice.

| | |
|---|---|
| Nominal Flow | 30 m³/h |
| Type | 6KS-30 |
| Outlet Size | 3" |

## 6" SUBMERSIBLE PUMPS

## Performance Data

| Model | Dimensions | | Power | | lpm | 0 | 133.3 | 200 | 266.6 | 333.3 | 400 | 433.3 | 500 | 533.3 | 566.6 | 600 |
|---|---|---|---|---|---|---|---|---|---|---|---|---|---|---|---|---|
| | Height (mm) | Nett Wt. (kg) | kW | HP | m³/h | 0 | 8 | 12 | 16 | 20 | 24 | 26 | 30 | 32 | 34 | 36 |
| 6KS-30-13 | 1538 | 30.50 | 11 | 15 | TOTAL DYNAMIC HEAD IN METRES | 146 | 142 | 137 | 132 | 127 | 119 | 115 | 106 | 100 | 92 | 83 |
| 6KS-30-14 | 1634 | 32.40 | 13 | 17.5 | | 160 | 152 | 146 | 142 | 136 | 128 | 124 | 112 | 106 | 97 | 88 |
| 6KS-30-15 | 1730 | 34.30 | 13 | 17.5 | | 172 | 163 | 157 | 152 | 146 | 136 | 132 | 120 | 114 | 104 | 94 |
| 6KS-30-16 | 1826 | 36.20 | 15 | 20 | | 184 | 175 | 169 | 164 | 156 | 148 | 143 | 130 | 121 | 112 | 102 |
| 6KS-30-17 | 1922 | 38.10 | 15 | 20 | | 196 | 186 | 180 | 174 | 168 | 158 | 152 | 139 | 130 | 120 | 110 |
| 6KS-30-18 | 2018 | 40.00 | 18.5 | 25 | | 208 | 195 | 192 | 185 | 177 | 166 | 160 | 146 | 137 | 127 | 116 |
| 6KS-30-19 | 2114 | 42.00 | 18.5 | 25 | | 220 | 210 | 203 | 196 | 187 | 175 | 168 | 154 | 144 | 134 | 122 |
| 6KS-30-20 | 2210 | 44.20 | 18.5 | 25 | | 232 | 218 | 211 | 204 | 196 | 184 | 177 | 162 | 152 | 140 | 128 |
| 6KS-30-21 | 2306 | 46.20 | 18.5 | 25 | | 242 | 230 | 223 | 215 | 206 | 193 | 186 | 169 | 16 | 146 | 134 |
| 6KS-30-22 | 2402 | 48.00 | 22 | 30 | | 252 | 240 | 234 | 226 | 216 | 202 | 194 | 175 | 164 | 152 | 139 |
| 6KS-30-23 | 2498 | 50.00 | 22 | 30 | | 262 | 249 | 242 | 232 | 222 | 208 | 200 | 190 | 169 | 156 | 143 |
| 6KS-30-24 | 2594 | 52.00 | 22 | 30 | | 272 | 257 | 248 | 240 | 228 | 215 | 207 | 189 | 175 | 160 | 146 |
| 6KS-30-25 | 2690 | 54.00 | 22 | 30 | | 282 | 267 | 258 | 248 | 238 | 222 | 213 | 193 | 180 | 165 | 150 |
| 6KS-30-26 | 2786 | 56.00 | 22 | 30 | | 292 | 277 | 268 | 259 | 246 | 230 | 220 | 199 | 186 | 170 | 154 |
| 6KS-30-27 | 2882 | 58.00 | 26 | 35 | | 304 | 286 | 280 | 268 | 254 | 237 | 228 | 204 | 191 | 176 | 160 |
| 6KS-30-28 | 2978 | 60.00 | 26 | 35 | | 315 | 302 | 292 | 278 | 264 | 246 | 236 | 212 | 198 | 182 | 166 |

Weight (kg) and Height H (mm) are approximate
Outer Dia. (OD) 1 : 142mm for DOL
Outer Dia. (OD) 2 : 147mm for SD

For AISI 316 replace KS with KN. Performance Data remains same

## Dimensional Drawing

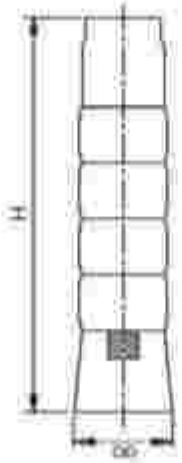

| | |
|---|---|
| Nominal Flow | 30 m³/h |
| Type | 6KS-30 |
| Outlet Size | 3" |

## 6" PERFORMANCE CURVES

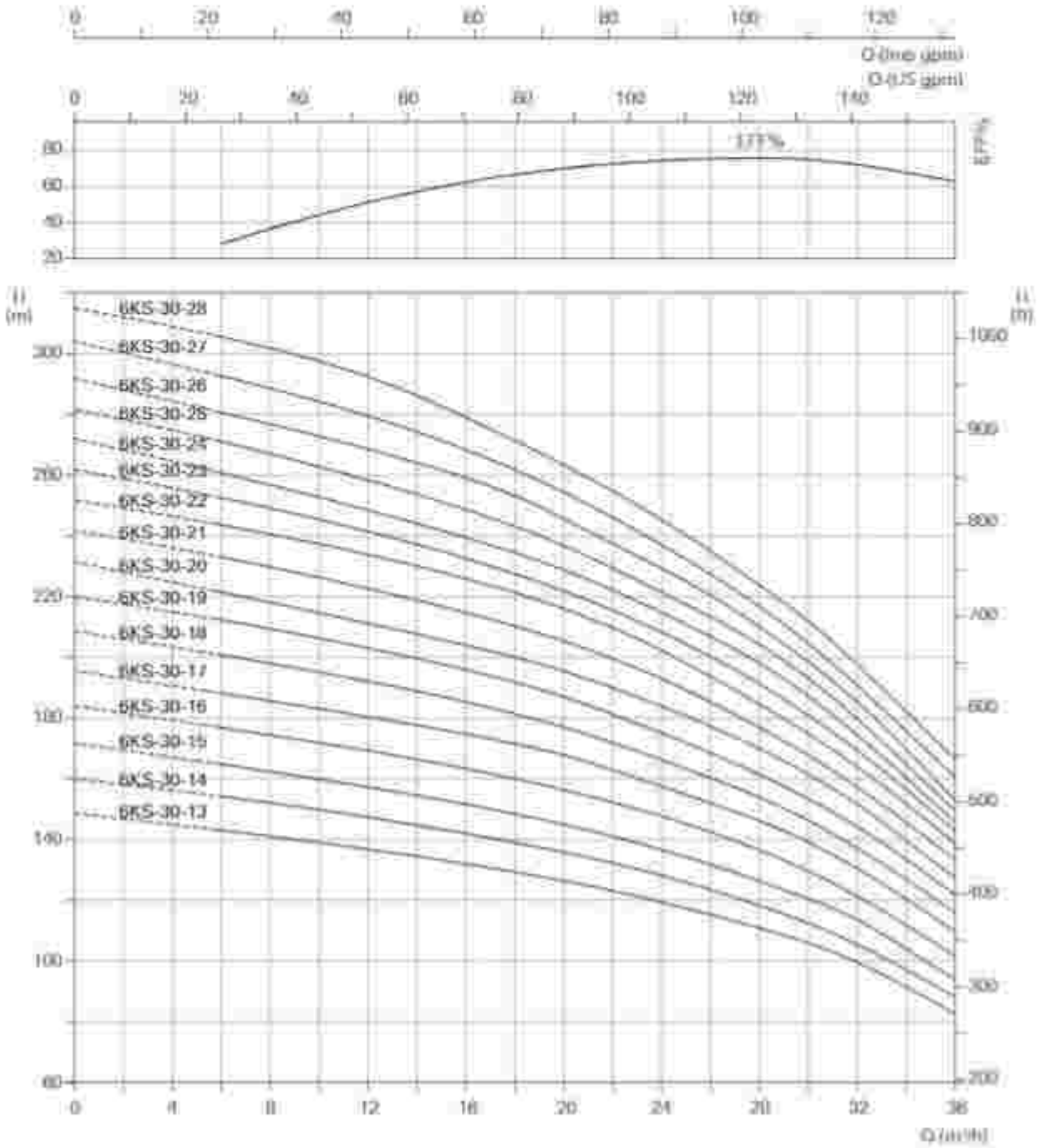


The Given details / drawings / specifications are subject to change without prior notice.

| | |
|---|---|
| Nominal Flow | 30 m³/h |
| Type | 6KS-30 |
| Outlet Size | 3" |

## 6" SUBMERSIBLE PUMPS

## Performance Data

| Model | Dimensions | | Power | | lpm | 0 | 133.3 | 200 | 266.6 | 333.3 | 400 | 433.3 | 500 | 533.3 | 566.6 | 600 |
|---|---|---|---|---|---|---|---|---|---|---|---|---|---|---|---|---|
| | Height (mm) | Nett Wt. (kg) | kW | HP | m³/h | 0 | 8 | 12 | 16 | 20 | 24 | 26 | 30 | 32 | 34 | 36 |
| 6KS-30-29 | 3074 | 62 | 26 | 35 | TOTAL DYNAMIC HEAD IN METRES | 330 | 323 | 317 | 297 | 270 | 250 | 240 | 214 | 198 | 183 | 175 |
| 6KS-30-31 | 3265 | 65.5 | 26 | 35 | | 356 | 343 | 328 | 312 | 293 | 272 | 252 | 233 | 215 | 200 | 190 |
| 6KS-30-32 | 3362 | 68.5 | 30 | 40 | | 386 | 365 | 338 | 322 | 304 | 283 | 272 | 245 | 226 | 207 | 200 |
| 6KS-30-34 | 3564 | 71.5 | 30 | 40 | | 388 | 375 | 357 | 340 | 320 | 298 | 286 | 255 | 234 | 210 | 207 |
| 6KS-30-35 | 3660 | 73.5 | 30 | 40 | | 400 | 387 | 370 | 350 | 331 | 307 | 293 | 263 | 244 | 222 | 217 |
| 6KS-30-38 | 3868 | 79.5 | 37 | 50 | | 426 | 417 | 405 | 385 | 363 | 336 | 320 | 290 | 263 | 247 | 232 |
| 6KS-30-40 | 4130 | 83.5 | 37 | 50 | | 446 | 437 | 423 | 401 | 382 | 357 | 341 | 304 | 280 | 307 | 245 |
| 6KS-30-43 | 4418 | 89 | 37 | 50 | | 489 | 477 | 453 | 430 | 412 | 381 | 366 | 326 | 300 | 323 | 261 |
| 6KS-30-46-B | 4706 | 92.7 | 45 | 60 | | 535 | 515 | 492 | 467 | 445 | 415 | 397 | 352 | 323 | 348 | 286 |
| 6KS-30-49-B | 4994 | 98.4 | 45 | 60 | | 588 | 550 | 527 | 501 | 477 | 447 | 430 | 384 | 352 | 372 | 306 |
| 6KS-30-52-B | 5282 | 106.1 | 55 | 75 | | 600 | 587 | 562 | 535 | 507 | 473 | 455 | 409 | 375 | 393 | 327 |
| 6KS-30-54-B | 5474 | 108.9 | 55 | 75 | | 626 | 607 | 581 | 553 | 525 | 492 | 477 | 426 | 390 | 406 | 338 |
| 6KS-30-72-B | 7300 | 130.0 | 75 | 100 | | 829 | 800 | 794 | 734 | 700 | 670 | 645 | 582 | 555 | 495 | 480 |

Weight (kg) and Height H (mm) are approximate
Outer Dia. (OD) 1 : 142mm for DOL
Outer Dia. (OD) 2 : 147mm for SD

For AISI 316 replace KS with KN ; Performance Data remains same

## Dimensional Drawing

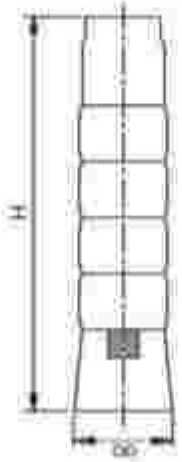

| | |
|---|---|
| Nominal Flow | 30 m³/h |
| Type | 6KS-30 |
| Outlet Size | 3" |

## 6" PERFORMANCE CURVES

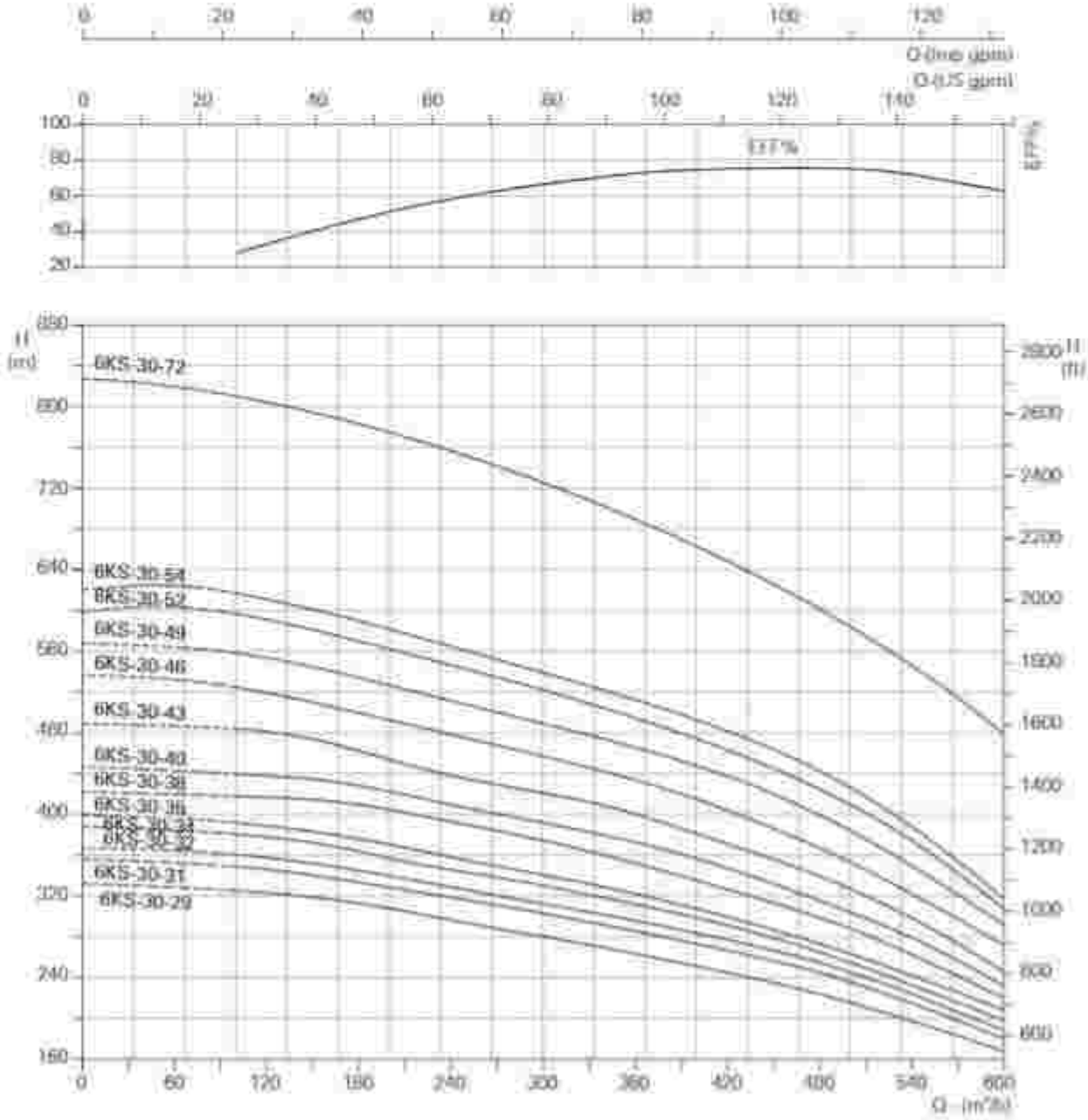


The Given details / drawings / specifications are subject to change without prior notice.

| | |
|---|---|
| Nominal Flow | 48 m³/h |
| Type | 6KS-48 |
| Outlet Size | 3" / 4" |

## 6" SUBMERSIBLE PUMPS

## Performance Data

| Model | Dimensions | | Power | | rpm | 0 | 166.6 | 333.2 | 500 | 666.4 | 733 | 800 | 833 | 933 | 1000 |
|---|---|---|---|---|---|---|---|---|---|---|---|---|---|---|---|
| | Height (mm) | Nett Wt. (kg) | kW | HP | m³/h | 0 | 10 | 20 | 30 | 40 | 44 | 48 | 50 | 56 | 60 |
| 6KS-48-01 | 403 | 8.50 | 2.2 | 3 | TOTAL DYNAMIC HEAD IN METRES | 13.5 | 13 | 12 | 10 | 9 | 8 | 7 | 6.8 | 5 | 3.9 |
| 6KS-48-02 | 516 | 10.00 | 3 | 4 | | 26.8 | 25.5 | 23.5 | 21 | 18 | 16.5 | 15 | 14 | 11 | 8.5 |
| 6KS-48-03 | 629 | 12.50 | 5.5 | 7.5 | | 40.8 | 39 | 36 | 32.5 | 28.5 | 26 | 24 | 23 | 18 | 14.5 |
| 6KS-48-04 | 742 | 15.00 | 7.5 | 10 | | 54.2 | 52 | 48.2 | 43.8 | 38 | 35.5 | 32 | 30.8 | 24 | 20 |
| 6KS-48-05 | 855 | 18.40 | 7.5 | 10 | | 67 | 64 | 59.5 | 53.8 | 47 | 44 | 40 | 37.8 | 30 | 24 |
| 6KS-48-06 | 968 | 20.00 | 9.3 | 12.5 | | 80.5 | 77 | 71.5 | 65 | 56.5 | 52 | 48 | 45.5 | 36 | 29.8 |
| 6KS-48-07 | 1081 | 22.30 | 11 | 15 | | 94 | 90 | 84 | 75.8 | 66.2 | 62 | 56 | 53.5 | 42.5 | 35 |
| 6KS-48-08 | 1194 | 25.00 | 13 | 17.5 | | 108 | 103 | 96 | 87.3 | 76.5 | 71 | 65 | 61.8 | 50 | 41 |
| 6KS-48-09 | 1307 | 27.50 | 15 | 20 | | 121 | 116 | 108 | 98.2 | 86.2 | 80 | 74 | 69.8 | 56 | 46 |
| 6KS-48-10 | 1420 | 30.00 | 15 | 20 | | 134 | 128 | 119 | 108 | 95 | 88 | 80 | 76 | 61 | 51 |
| 6KS-48-11 | 1533 | 32.50 | 18.5 | 25 | | 148 | 142 | 133 | 120 | 105.5 | 98.5 | 90 | 85.8 | 68 | 56 |
| 6KS-48-12 | 1646 | 35.00 | 18.5 | 25 | | 161 | 154 | 144 | 130 | 114 | 106 | 98 | 92.2 | 74 | 62 |
| 6KS-48-13 | 1759 | 37.50 | 22 | 30 | | 176 | 168 | 157.5 | 143.5 | 125.8 | 117.5 | 108 | 102 | 82 | 67 |

Weight (kg) and Height H (mm) are approximate
Outer Dia. (OD) 1 : 143mm for DOL
Outer Dia. (OD) 2 : 147mm for SD

For AISI 316 replace KS with KN ; Performance Data remains same

## Dimensional Drawing

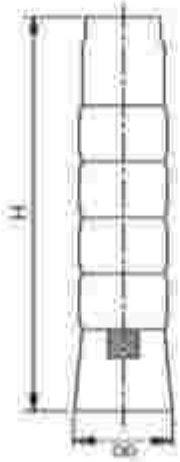

| | |
|---|---|
| Nominal Flow | 48 m³/h |
| Type | 6KS-48 |
| Outlet Size | 3" / 4" |

## 6" PERFORMANCE CURVES

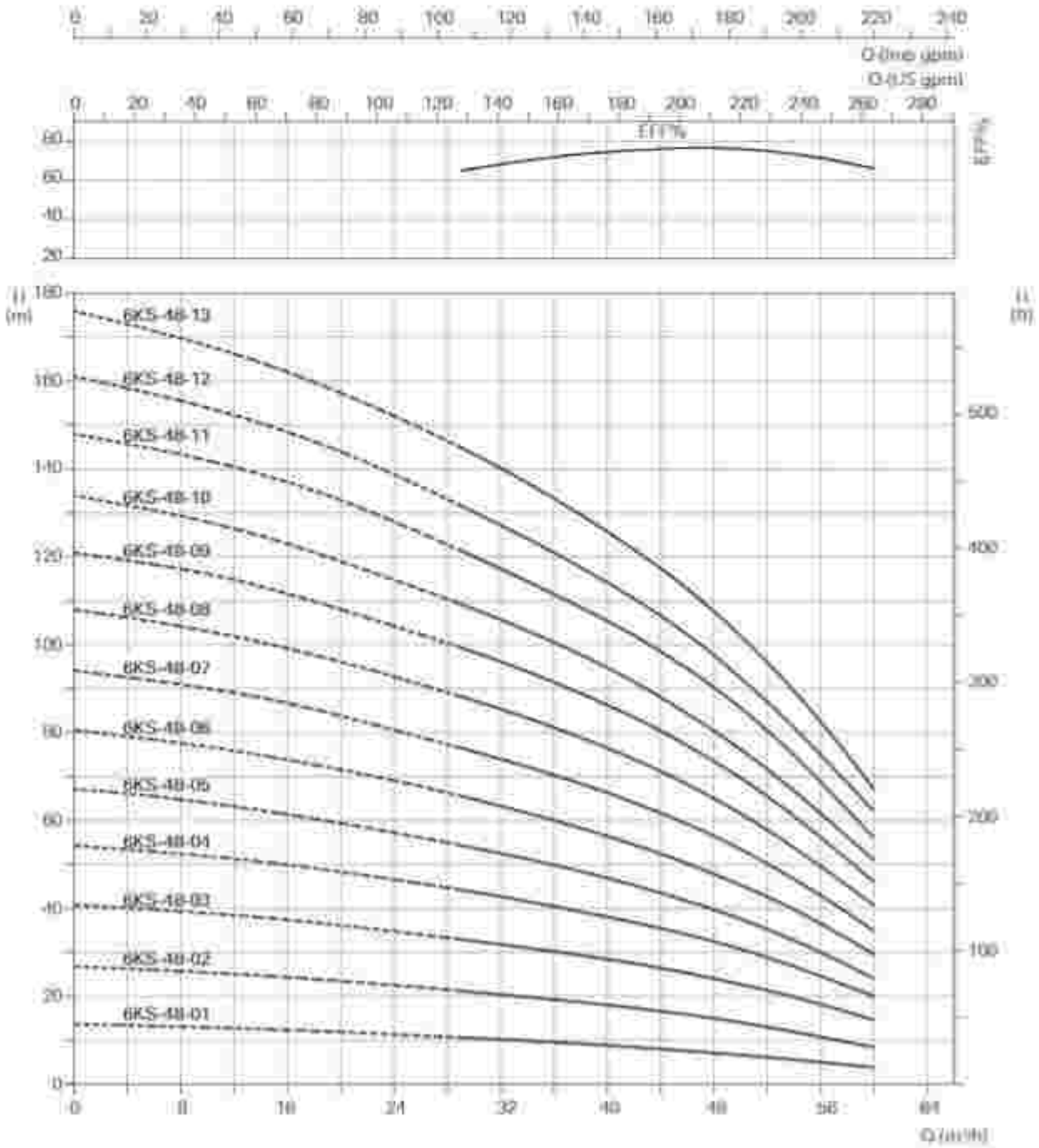


The Given details / drawings / specifications are subject to change without prior notice.

| | |
|---|---|
| Nominal Flow | 48 m³/h |
| Type | 6KS-48 |
| Outlet Size | 3" / 4" |

## 6" SUBMERSIBLE PUMPS

## Performance Data

| Model | Dimensions | | Power | | rpm | 0 | 166.6 | 333.2 | 500 | 666.4 | 733 | 800 | 833 | 933 | 1000 |
|---|---|---|---|---|---|---|---|---|---|---|---|---|---|---|---|
| | Height (mm) | Net Wt. (kg) | kW | HP | m³/h | 0 | 10 | 20 | 30 | 40 | 44 | 48 | 50 | 56 | 60 |
| 6KS-48-14 | 1872 | 40.00 | 22 | 30 | TOTAL DYNAMIC HEAD IN METRES | 186 | 179 | 168 | 153 | 135 | 130 | 115 | 109 | 89 | 72 |
| 6KS-48-15 | 1985 | 42.50 | 22 | 30 | | 201 | 192 | 178 | 163 | 143 | 132 | 121 | 115 | 94 | 76 |
| 6KS-48-16 | 2098 | 45.00 | 26 | 35 | | 216 | 207 | 193 | 175 | 154 | 144 | 131 | 125 | 100 | 84 |
| 6KS-48-17 | 2211 | 47.50 | 26 | 35 | | 228 | 219 | 204 | 186 | 162 | 151 | 139 | 132 | 121 | 115 |
| 6KS-48-18 | 2324 | 50.00 | 30 | 40 | | 243 | 233 | 217 | 197 | 174 | 161 | 149 | 141 | 116 | 95 |
| 6KS-48-19 | 2437 | 52.50 | 30 | 40 | | 256 | 245 | 228 | 206 | 182 | 170 | 156 | 148 | 120 | 99 |
| 6KS-48-20 | 2550 | 55.00 | 37 | 50 | | 268 | 256 | 240 | 217 | 191 | 179 | 163 | 154 | 125 | 103 |
| 6KS-48-21 | 2663 | 57.50 | 37 | 50 | | 284 | 273 | 255 | 233 | 206 | 191 | 176 | 167 | 136 | 113 |
| 6KS-48-22 | 2776 | 60.00 | 37 | 50 | | 297 | 285 | 266 | 243 | 214 | 200 | 182 | 174 | 140 | 117 |
| 6KS-48-23 | 2889 | 62.50 | 37 | 50 | | 310 | 297 | 278 | 253 | 222 | 207 | 190 | 180 | 146 | 121 |
| 6KS-48-24 | 3002 | 65.0 | 37 | 50 | | 323 | 310 | 289 | 263 | 231 | 216 | 199 | 189 | 152 | 124 |
| 6KS-48-26-8 | 3228 | 70.00 | 45 | 60 | | 357 | 343 | 323 | 295 | 261 | 245 | 226 | 215 | 179 | 148 |
| 6KS-48-28-8 | 3454 | 72.50 | 45 | 60 | | 383 | 367 | 345 | 316 | 280 | 261 | 240 | 229 | 190 | 159 |
| 6KS-48-30-8 | 3681 | 75.00 | 45 | 60 | | 407 | 390 | 366 | 335 | 296 | 276 | 251 | 240 | 199 | 164 |
| 6KS-48-33-8 | 4020 | 79.50 | 55 | 75 | | 450 | 433 | 405 | 370 | 328 | 308 | 281 | 268 | 225 | 184 |
| 6KS-48-35-8 | 4246 | 82.50 | 55 | 75 | | 478 | 456 | 428 | 392 | 347 | 325 | 299 | 283 | 231 | 183 |
| 6KS-48-37-8 | 4472 | 85.40 | 63 | 85 | | 505 | 484 | 454 | 416 | 368 | 345 | 319 | 301 | 249 | 207 |

Weight (kg) and Height H (mm) are approximate
Outer Dia. (OD) 1 : 142mm for DOL
Outer Dia. (OD) 2 : 147mm for SD

For AISI 316 replace KS with KN. Performance Data remains same.

## Dimensional Drawing

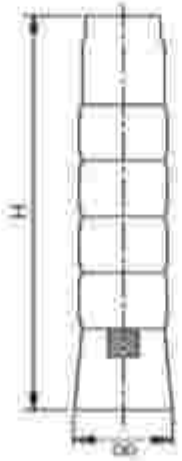

| | |
|---|---|
| Nominal Flow | 48 m³/h |
| Type | 6KS-48 |
| Outlet Size | 3" / 4" |

## 6" PERFORMANCE CURVES

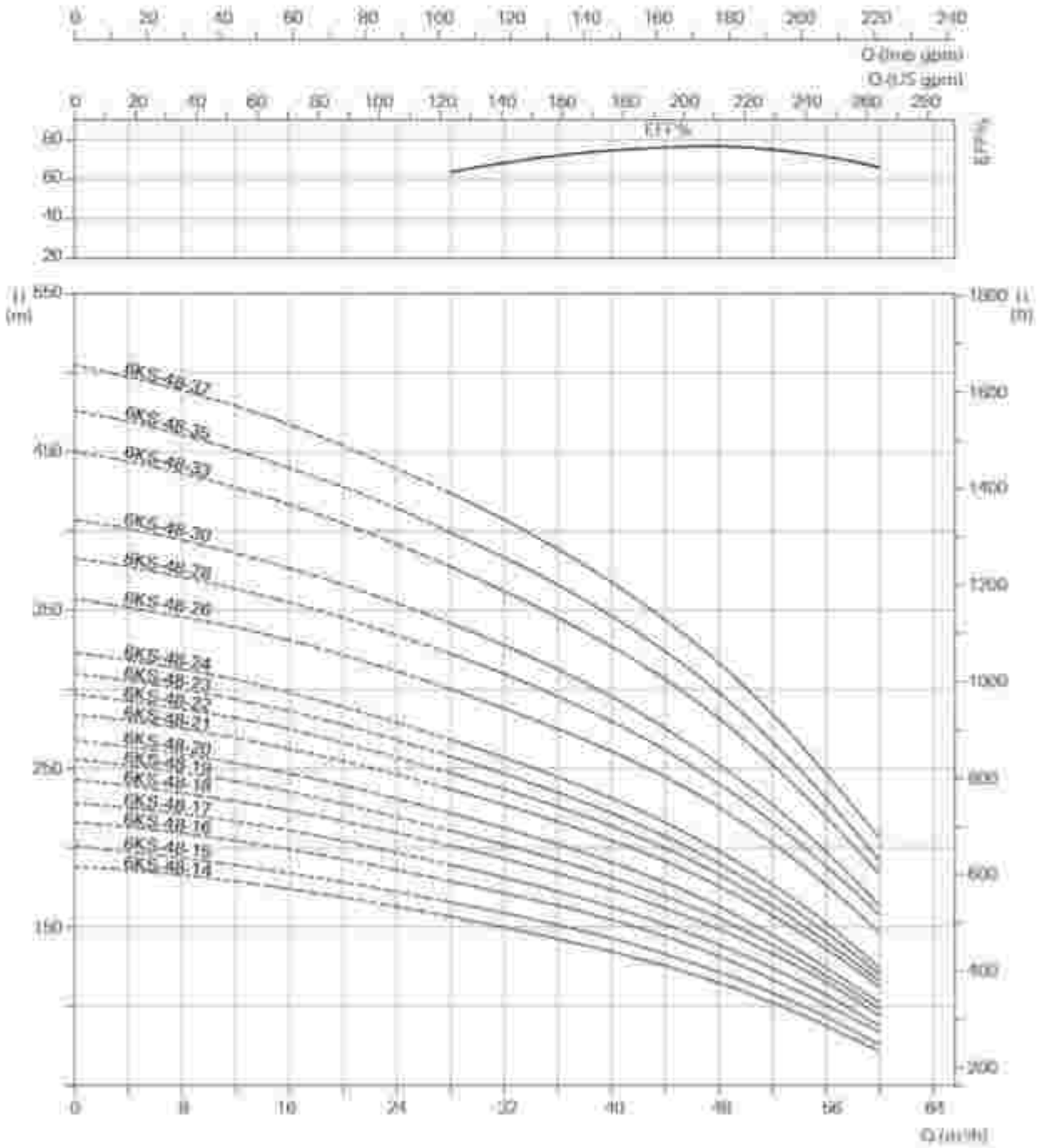


The Given details / drawings / specifications are subject to change without prior notice.

| | |
|---|---|
| Nominal Flow | 60 m³/h |
| Type | 6KS-60 |
| Outlet Size | 3" / 4" |

## 6" SUBMERSIBLE PUMPS

## Performance Data

| Model | Dimensions | | Power | | lpm | 0 | 250 | 333.3 | 500 | 666.6 | 833 | 1000 | 1166 | 1333 |
|---|---|---|---|---|---|---|---|---|---|---|---|---|---|---|
| | Height (mm) | Nett Wt. (kg) | kW | HP | m³/h | 0 | 2 | 20 | 30 | 40 | 50 | 60 | 70 | 80 |
| 6KS-60-01 | 403 | 9 | 2.2 | 3 | TOTAL DYNAMIC HEAD IN METRES | 14 | 13 | 12 | 11 | 9 | 7 | 5 | 3 | 1 |
| 6KS-60-02 | 516 | 10.20 | 4 | 5.5 | | 26 | 25 | 24 | 23 | 20 | 17 | 14 | 10 | 5 |
| 6KS-60-03 | 629 | 12.00 | 5.5 | 7.5 | | 39 | 39 | 37 | 34 | 32 | 27 | 22 | 15 | 9 |
| 6KS-60-04 | 742 | 14.40 | 7.5 | 10 | | 52 | 51 | 50 | 47 | 42 | 37 | 31 | 22 | 13 |
| 6KS-60-05 | 855 | 17.00 | 9.3 | 12.5 | | 67 | 64 | 63 | 59 | 53 | 45 | 37 | 28 | 16 |
| 6KS-60-06 | 968 | 19.40 | 11 | 15 | | 82 | 78 | 76 | 71 | 63 | 54 | 47 | 35 | 21 |
| 6KS-60-07 | 1081 | 22.40 | 13 | 17.5 | | 94 | 91 | 89 | 83 | 73 | 66 | 55 | 41 | 24 |
| 6KS-60-08 | 1194 | 24.60 | 15 | 20 | | 110 | 104 | 102 | 97 | 87 | 76 | 65 | 48 | 30 |
| 6KS-60-09 | 1307 | 27.20 | 18.5 | 25 | | 122 | 114 | 112 | 106 | 95 | 84 | 70 | 54 | 33 |
| 6KS-60-10 | 1420 | 29.50 | 18.5 | 25 | | 138 | 133 | 128 | 118 | 105 | 92 | 76 | 57 | 35 |
| 6KS-60-11 | 1533 | 32.00 | 22 | 30 | | 148 | 142 | 138 | 128 | 114 | 101 | 86 | 66 | 40 |
| 6KS-60-12 | 1646 | 34.50 | 22 | 30 | | 167 | 166 | 152 | 141 | 124 | 109 | 92 | 69 | 41 |
| 6KS-60-13 | 1759 | 36.50 | 26 | 35 | | 180 | 170 | 165 | 153 | 137 | 120 | 100 | 75 | 45 |
| 6KS-60-14 | 1872 | 39.50 | 26 | 35 | | 196 | 184 | 179 | 164 | 144 | 128 | 110 | 83 | 48 |

Weight (kg) and Height H (mm) are approximate.
Outer Dia. (OD) 1 : 142mm for DDL
Outer Dia. (OD) 2 : 147mm for SD

For AEI 316 replace KS with KN. Performance Data remains same.

## Dimensional Drawing

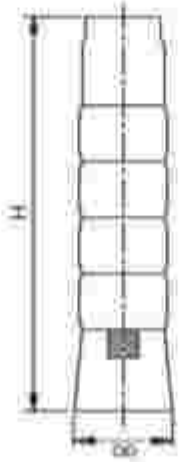

| | |
|---|---|
| Nominal Flow | 60 m³/h |
| Type | 6KS-60 |
| Outlet Size | 3" / 4" |

## 6" PERFORMANCE CURVES

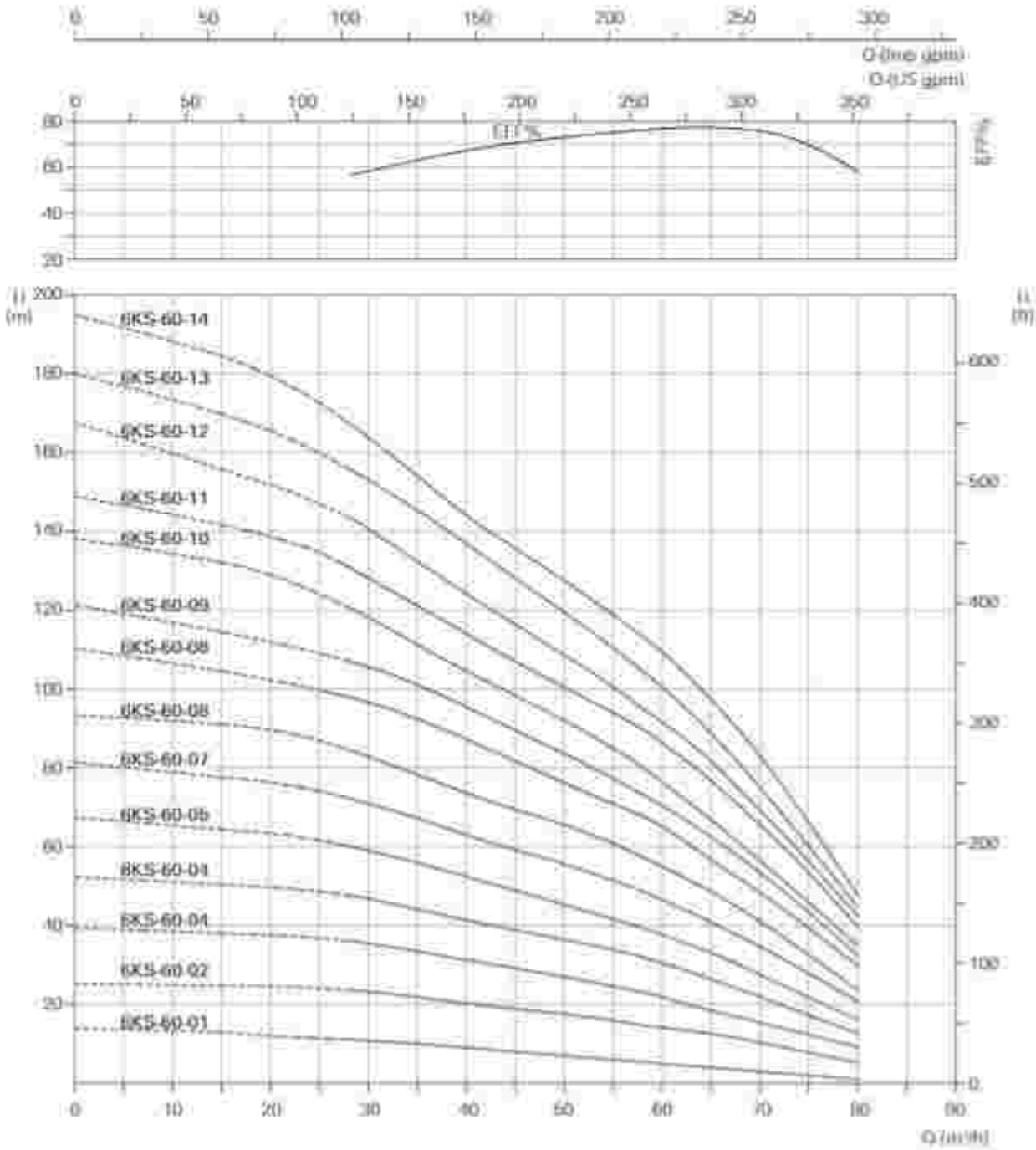


The Given details / drawings / specifications are subject to change without prior notice.

| | |
|---|---|
| Nominal Flow | 60 m³/h |
| Type | 6KS-60 |
| Outlet Size | 3" / 4" |

## 6" SUBMERSIBLE PUMPS

## Performance Data

| Model | Dimensions | | Power | | lpm | 0 | 250 | 333.3 | 500 | 666.6 | 833 | 1000 | 1166 | 1333 |
|---|---|---|---|---|---|---|---|---|---|---|---|---|---|---|
| | Height (mm) | Nett Wt. (kg) | kW | HP | m³/h | 0 | 2 | 20 | 30 | 40 | 50 | 60 | 70 | 80 |
| 6KS-60-15 | 1886 | 41.50 | 26 | 35 | TOTAL DYNAMIC HEAD IN METRES | 212 | 198 | 194 | 177 | 157 | 137 | 117 | 85 | 52 |
| 6KS-60-16 | 2099 | 44.00 | 30 | 40 | | 220 | 213 | 207 | 188 | 167 | 147 | 127 | 89 | 57 |
| 6KS-60-17 | 2211 | 46.50 | 30 | 40 | | 242 | 227 | 222 | 206 | 183 | 160 | 138 | 107 | 63 |
| 6KS-60-18 | 2324 | 49.00 | 37 | 50 | | 252 | 240 | 233 | 212 | 189 | 176 | 142 | 112 | 67 |
| 6KS-60-19 | 2437 | 51.50 | 37 | 50 | | 270 | 254 | 248 | 231 | 206 | 181 | 152 | 116 | 74 |
| 6KS-60-20 | 2550 | 54.00 | 37 | 50 | | 282 | 276 | 269 | 240 | 216 | 189 | 162 | 124 | 80 |
| 6KS-60-21 | 2664 | 52.70 | 37 | 50 | | 300 | 288 | 281 | 254 | 223 | 195 | 165 | 126 | 77 |
| 6KS-60-22-II | 2777 | 56.50 | 45 | 60 | | 318 | 306 | 298 | 270 | 238 | 207 | 176 | 138 | 84 |
| 6KS-60-24-II | 3003 | 59.40 | 45 | 60 | | 338 | 324 | 314 | 285 | 251 | 218 | 189 | 144 | 90 |
| 6KS-60-26-II | 3229 | 64.20 | 55 | 75 | | 370 | 354 | 344 | 312 | 275 | 239 | 204 | 156 | 96 |
| 6KS-60-28-II | 3446 | 68.30 | 55 | 75 | | 396 | 378 | 367 | 332 | 293 | 256 | 216 | 161 | 101 |
| 6KS-60-30-II | 3681 | 72.80 | 55 | 75 | | 420 | 402 | 390 | 354 | 312 | 270 | 229 | 176 | 107 |

Weight (kg) and Height H (mm) are approximate
Outer Dia. (OD) 1 : 142mm for DOL
Outer Dia. (OD) 2 : 147mm for SD

For AISI 316 replace KS with KN ; Performance Data remains same

## Dimensional Drawing

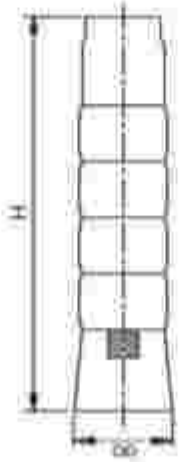

| | |
|---|---|
| Nominal Flow | 60 m³/h |
| Type | 6KS-60 |
| Outlet Size | 3" / 4" |

## 6" PERFORMANCE CURVES

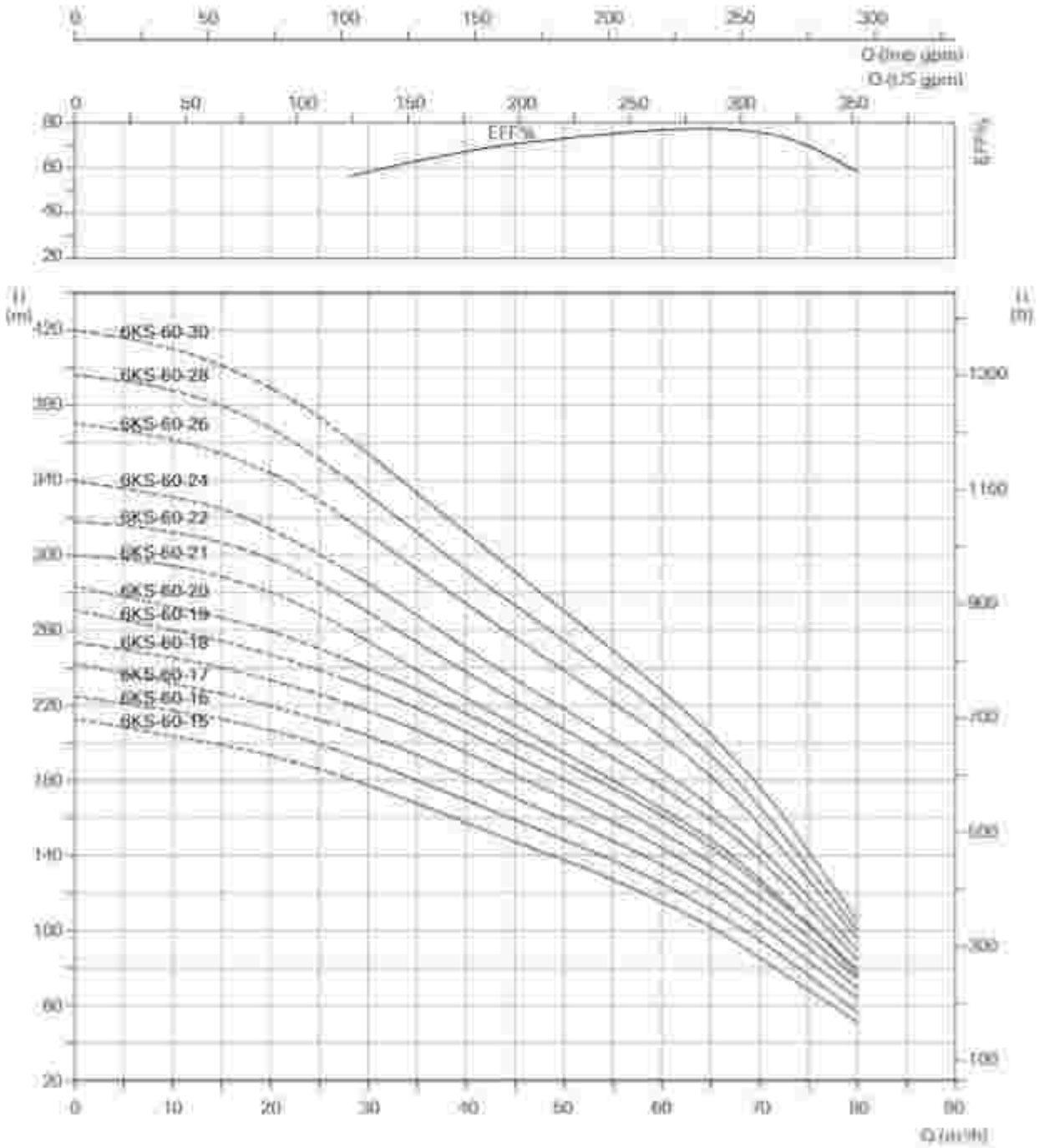


The Given details / drawings / specifications are subject to change without prior notice.

| | |
|---|---|
| Nominal Flow | 78 m³/h |
| Type | 8KS-78 |
| Outlet Size | 4" / 5" |

## 8" SUBMERSIBLE PUMPS

## Performance Data

| Model | Dimensions | | Power | | lpm | 0 | 333.3 | 500 | 666.6 | 833.3 | 1000 | 1333 | 1666 |
|---|---|---|---|---|---|---|---|---|---|---|---|---|---|
| | Height (mm) | Net.Wt. (kg) | kW | HP | m³/h | 0 | 20 | 30 | 40 | 50 | 60 | 80 | 100 |
| 8KS-78-01-6 | 662 | 24.50 | 5.5 | 7.5 | TOTAL DYNAMIC HEAD IN METRES | 20 | 19.7 | 18 | 16.8 | 15.5 | 14.2 | 12 | 7.5 |
| 8KS-78-02-6 | 890 | 27.70 | 7.5 | 10 | | 39 | 38.5 | 37 | 34 | 31.5 | 29.5 | 24 | 15.5 |
| 8KS-78-03-6 | 918 | 30.90 | 11 | 15 | | 59 | 58 | 55.5 | 51.5 | 47.5 | 43.7 | 34.5 | 22 |
| 8KS-78-04-6 | 946 | 34.10 | 13 | 17.5 | | 81.5 | 80 | 76 | 70 | 65 | 59.5 | 48 | 31 |
| 8KS-78-05-6 | 1074 | 37.30 | 18.5 | 25 | | 102 | 99 | 94 | 87 | 80.5 | 75 | 60.5 | 37.5 |
| 8KS-78-06-6 | 1202 | 40.50 | 22 | 30 | | 121 | 118.5 | 112.5 | 104 | 96.5 | 89 | 72 | 44 |
| 8KS-78-07-6 | 1330 | 43.70 | 26 | 35 | | 142 | 138 | 131.5 | 122.5 | 112.5 | 103.5 | 84.5 | 52 |
| 8KS-78-08-6 | 1458 | 46.90 | 30 | 40 | | 162 | 157.5 | 150.5 | 139 | 128 | 118 | 96 | 58 |
| 8KS-78-09-6 | 1586 | 50.10 | 30 | 40 | | 182 | 177 | 167.5 | 155 | 143.5 | 132.5 | 107 | 64.5 |
| 8KS-78-10 | 1714 | 53.30 | 37 | 50 | | 202 | 197 | 188 | 174 | 160.5 | 148 | 120 | 74 |

Weight (kg) and Height H (mm) are approximate
Outer Dia. (OD) : 198mm

For ABS (IN) replace KS with KN. Performance Data remains same.

## Dimensional Drawing

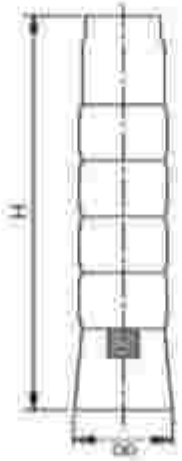

| | |
|---|---|
| Nominal Flow | 78 m³/h |
| Type | 8KS-78 |
| Outlet Size | 4" / 5" |

## 8" PERFORMANCE CURVES

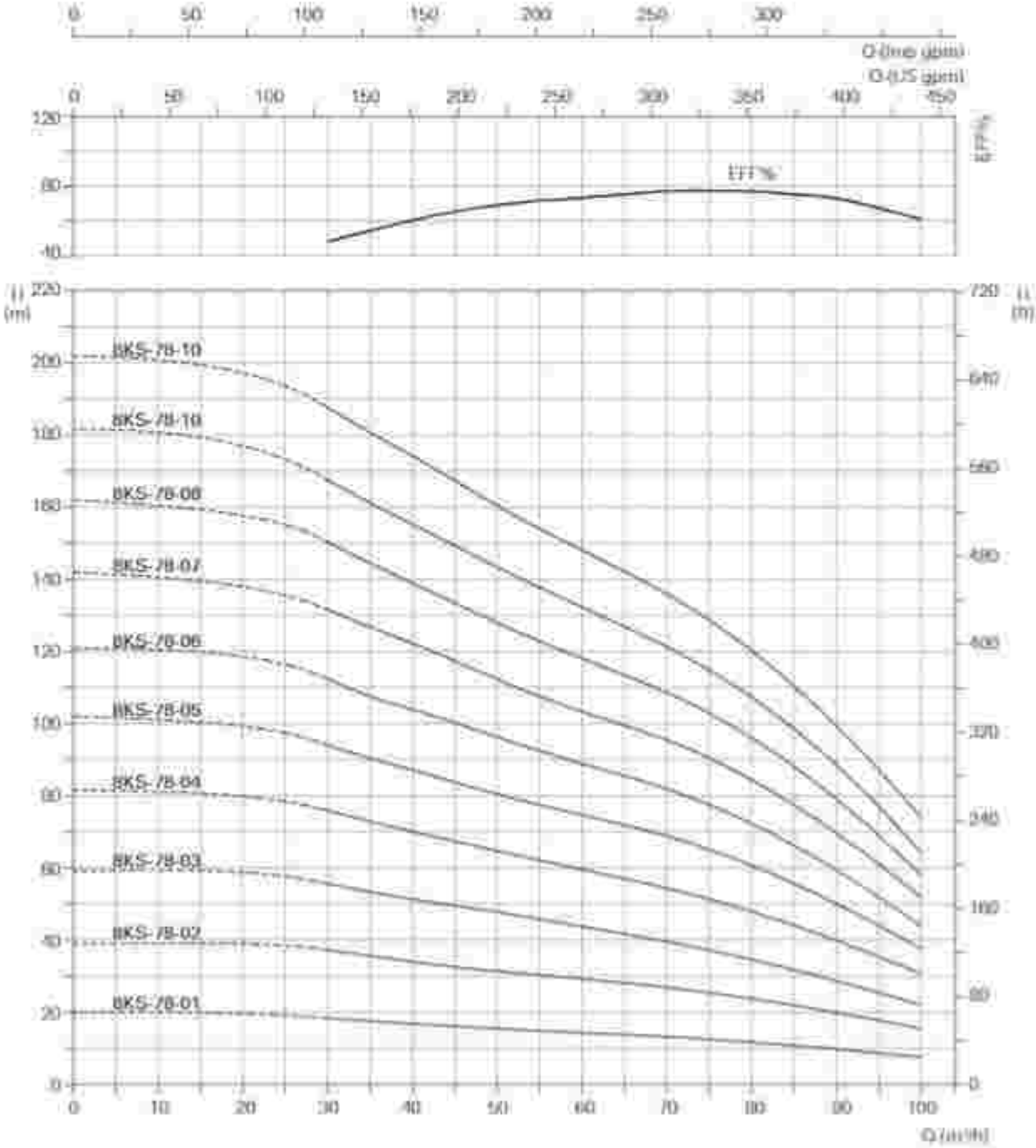


The Given details / drawings / specifications are subject to change without prior notice.

| | |
|---|---|
| Nominal Flow | 78 m³/h |
| Type | 8KS-78 |
| Outlet Size | 4" / 5" |

## 8" SUBMERSIBLE PUMPS

## Performance Data

| Model | Dimensions | | Power | | lpm | 0 | 333.3 | 500 | 666.6 | 833.3 | 1000 | 1333 | 1666 |
|---|---|---|---|---|---|---|---|---|---|---|---|---|---|
| | Height (mm) | Net.Wt. (kg) | kW | HP | m³/h | 0 | 20 | 30 | 40 | 50 | 60 | 80 | 100 |
| 8KS-78-11 | 1642 | 56.50 | 45 | 60 | TOTAL DYNAMIC HEAD IN METRES | 218 | 217 | 207 | 191.5 | 177 | 163 | 132 | 78 |
| 8KS-78-12 | 1970 | 59.70 | 45 | 60 | | 244 | 237 | 225 | 209.5 | 192.5 | 178 | 145 | 89 |
| 8KS-78-13 | 2088 | 62.90 | 55 | 75 | | 265 | 258 | 245.5 | 228 | 211 | 194 | 157.5 | 94.5 |
| 8KS-78-14 | 2226 | 66.10 | 55 | 75 | | 285 | 277 | 263 | 245 | 226.5 | 209 | 169 | 101 |
| 8KS-78-15 | 2354 | 69.30 | 55 | 75 | | 304 | 300 | 285 | 264 | 243 | 224 | 184.5 | 111.5 |
| 8KS-78-16 | 2482 | 72.50 | 63 | 85 | | 323 | 316.5 | 300.5 | 280 | 259 | 239 | 195 | 139 |
| 8KS-78-17 | 2610 | 75.70 | 63 | 85 | | 343 | 336 | 319 | 297 | 274.5 | 253.5 | 206.5 | 175 |
| 8KS-78-18 | 2738 | 78.90 | 63 | 85 | | 357 | 355 | 339.5 | 317 | 292 | 269 | 218.5 | 133 |
| 8KS-78-19 | 2866 | 82.10 | 75 | 100 | | 381 | 376 | 357.5 | 332.5 | 308 | 284 | 230 | 141.5 |
| 8KS-78-20 | 2994 | 85.00 | 75 | 100 | | 404 | 395 | 375 | 346 | 322 | 297 | 242 | 150 |
| 8KS-78-21 | 3122 | 97.50 | 75 | 100 | | 420 | 410 | 390 | 368 | 335 | 309 | 250 | 167 |
| 8KS-78-22 | 3250 | 101.50 | 90 | 125 | | 440 | 429 | 407 | 380 | 350 | 324 | 265 | 164 |

Weight (kg) and Height H (mm) are approximate
Outer Dia. (OD) : 198mm

For KN 316 replace KS with KN ; Performance Data remains same

## Dimensional Drawing

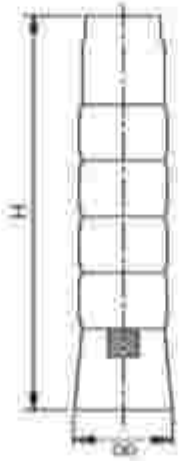

| | |
|---|---|
| Nominal Flow | 78 m³/h |
| Type | 8KS-78 |
| Outlet Size | 4" / 5" |

## 8" PERFORMANCE CURVES

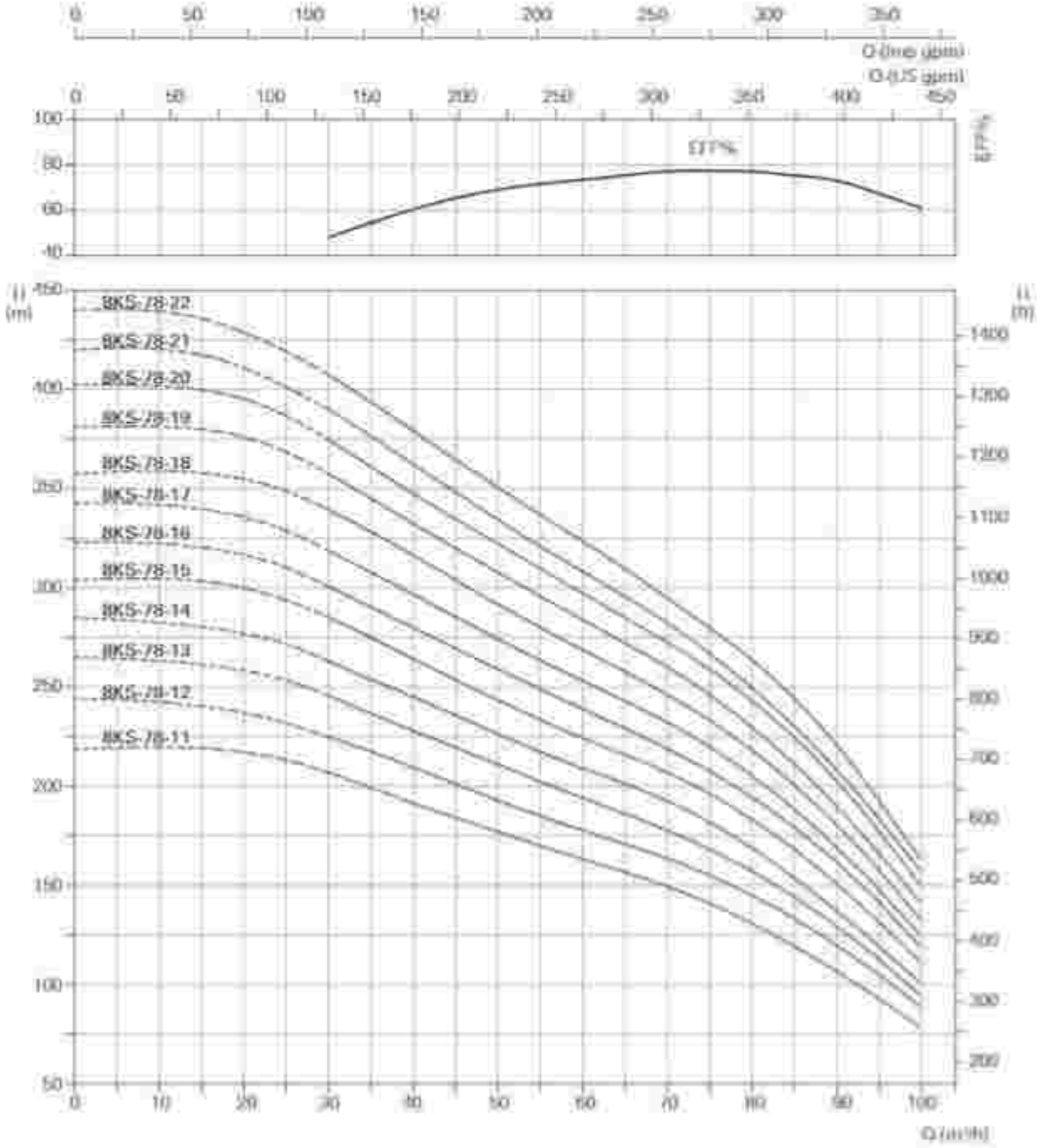


The Given details / drawings / specifications are subject to change without prior notice.

| | |
|---|---|
| Nominal Flow | 95 m³/h |
| Type | 8KS-95 |
| Outlet Size | 4" / 5" |

## 8" SUBMERSIBLE PUMPS

## Performance Data

| Model | Dimensions | | Power | | lpm | 0 | 333.3 | 666.4 | 1000 | 1333.2 | 1666 | 2000 | 2100 |
|---|---|---|---|---|---|---|---|---|---|---|---|---|---|
| | Height (mm) | Net.Wt. (kg) | kW | HP | m³/h | 0 | 20 | 40 | 60 | 80 | 100 | 120 | 126 |
| 8KS-95-01-6 | 617 | 24.50 | 5.5 | 7.5 | TOTAL DYNAMIC HEAD IN METRES | 22 | 21 | 18 | 15.5 | 13.5 | 11.5 | 6 | 2 |
| 8KS-95-02-6 | 746 | 27.70 | 9.3 | 12.5 | | 44 | 41.5 | 36 | 31.5 | 28 | 22.5 | 13 | 8.5 |
| 8KS-95-03-6 | 875 | 30.90 | 13 | 17.5 | | 68 | 62.5 | 55.3 | 48.5 | 42.5 | 32.5 | 19.5 | 12.5 |
| 8KS-95-04-6 | 1004 | 34.10 | 18.5 | 25 | | 90 | 83.5 | 74 | 65 | 55.5 | 44 | 26 | 17 |
| 8KS-95-05-6 | 1133 | 37.30 | 22 | 30 | | 111 | 103 | 93 | 80.5 | 70.5 | 55.5 | 33 | 24 |
| 8KS-95-06-6 | 1262 | 40.50 | 26 | 35 | | 131 | 124 | 111.5 | 97 | 84.5 | 67 | 40 | 29 |
| 8KS-95-07-6 | 1391 | 43.70 | 30 | 40 | | 151 | 144 | 129.5 | 113 | 98 | 78 | 47 | 34.5 |
| 8KS-95-08 | 1520 | 46.90 | 37 | 50 | | 173 | 165 | 148.5 | 130 | 114 | 91.5 | 54.5 | 40 |
| 8KS-95-09 | 1649 | 50.10 | 37 | 50 | | 194 | 184 | 165.5 | 144 | 126 | 100.5 | 60.5 | 47 |
| 8KS-95-10 | 1778 | 53.30 | 45 | 60 | | 211 | 200 | 181.5 | 162 | 140 | 113 | 68.5 | 51 |

Weight (kg) and Height H (mm) are approximate
Outer Dia (OD) : 188mm

For AISI 316 replace KS with KN. Performance Data remains same.

## Dimensional Drawing

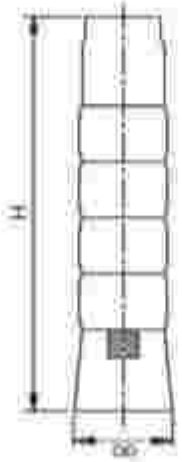

| | |
|---|---|
| Nominal Flow | 95 m³/h |
| Type | 8KS-95 |
| Outlet Size | 4" / 5" |

## 8" PERFORMANCE CURVES

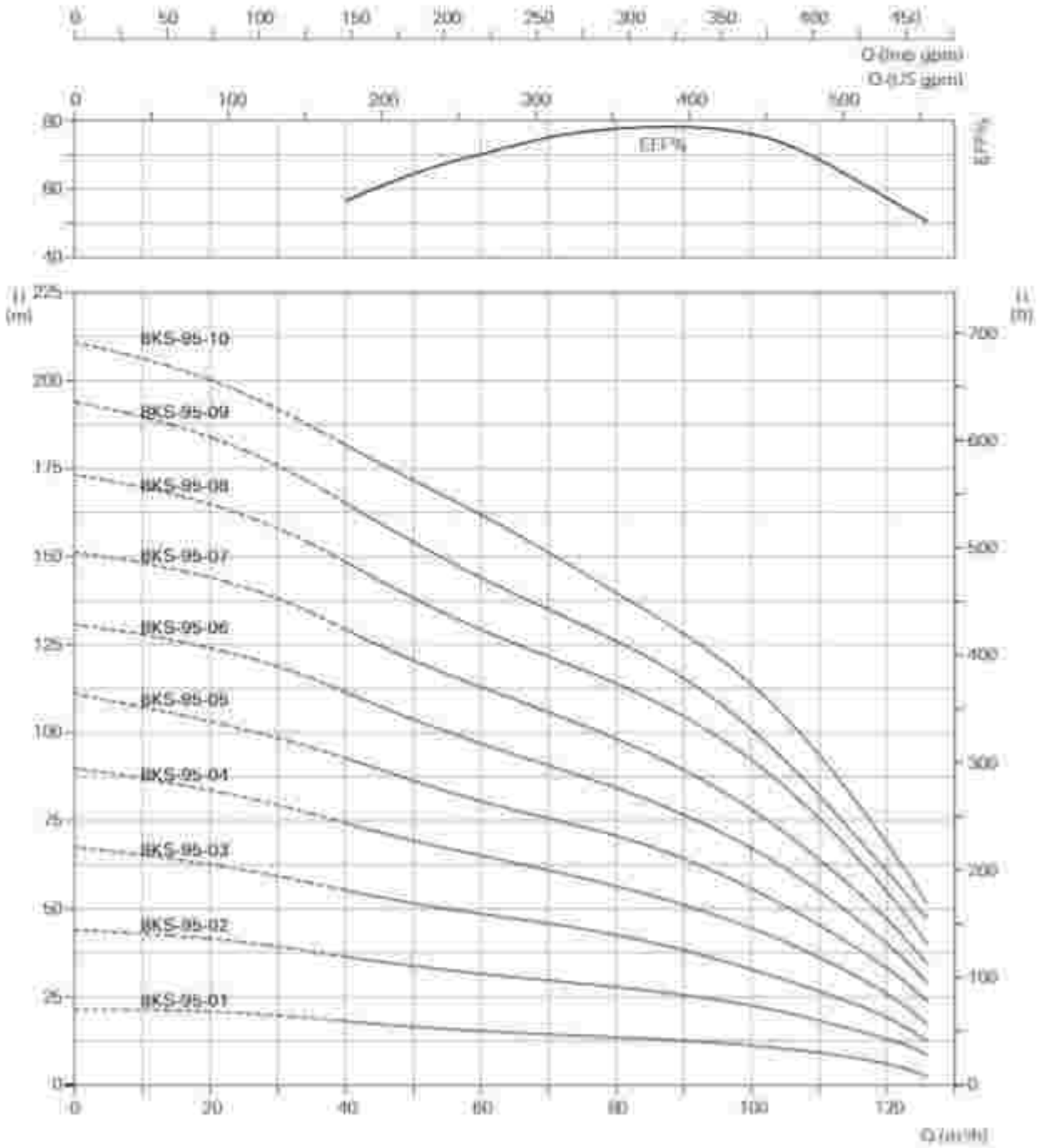


The Given details / drawings / specifications are subject to change without prior notice.

| | |
|---|---|
| Nominal Flow | 95 m³/h |
| Type | 8KS-95 |
| Outlet Size | 4" / 5" |

## 8" SUBMERSIBLE PUMPS

## Performance Data

| Model | Dimensions | | Power | | lpm | 0 | 333.3 | 666.4 | 1000 | 1333.2 | 1666 | 2000 | 2100 |
|---|---|---|---|---|---|---|---|---|---|---|---|---|---|
| | Height (mm) | Nett Wt. (kg) | kW | HP | m³/h | 0 | 20 | 40 | 60 | 80 | 100 | 120 | 126 |
| 8KS-95-11 | 1907 | 56.50 | 55 | 75 | TOTAL DYNAMIC HEAD IN METRES | 237.5 | 227.5 | 204.5 | 179.5 | 158 | 126.5 | 77 | 60.5 |
| 8KS-95-12 | 2036 | 59.70 | 55 | 75 | | 262.5 | 248 | 222 | 194.5 | 170 | 137.5 | 83 | 64 |
| 8KS-95-13 | 2165 | 62.90 | 55 | 75 | | 285 | 268 | 241.5 | 210.5 | 185.5 | 151 | 90.5 | 69 |
| 8KS-95-14 | 2294 | 66.10 | 63 | 85 | | 308 | 291 | 262 | 229.5 | 202 | 164.5 | 100 | 78 |
| 8KS-95-15 | 2423 | 69.30 | 75 | 100 | | 328 | 310 | 280 | 246 | 216 | 176 | 106.5 | 57 |
| 8KS-95-16 | 2552 | 72.50 | 75 | 100 | | 347.5 | 331 | 298.5 | 261 | 229 | 186 | 112.5 | 89.5 |
| 8KS-95-17 | 2681 | 75.70 | 75 | 100 | | 367.5 | 350 | 314 | 275.5 | 241.5 | 196 | 119 | 95 |
| 8KS-95-18 | 2810 | 78.90 | 93 | 125 | | 390 | 373 | 336 | 294 | 258 | 211 | 129 | 99 |
| 8KS-95-19 | 2939 | 82.10 | 93 | 125 | | 410 | 391.5 | 355 | 310.5 | 274 | 220 | 133 | 105 |
| 8KS-95-20 | 3068 | 85.00 | 93 | 125 | | 435 | 416 | 376.5 | 329.5 | 288 | 231.5 | 145 | 112 |
| 8KS-95-22-10 | 3326 | 94.40 | 110 | 150 | | 475 | 452 | 416.5 | 361 | 307 | 250 | 158 | 120 |
| 8KS-95-24-10 | 3584 | 113.40 | 130 | 175 | | 518 | 493 | 454 | 383 | 335 | 272 | 170 | 130 |

Weight (kg) and Height H (mm) are approximate
Outer Dia (OD) : 198mm

For AISI 316 replace KS with KN : Performance Data remains same

## Dimensional Drawing

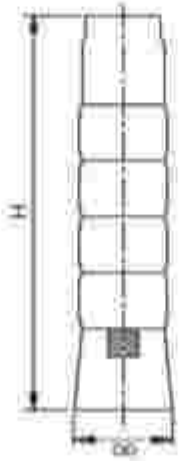

| | |
|---|---|
| Nominal Flow | 95 m³/h |
| Type | 8KS-95 |
| Outlet Size | 4" / 5" |

## 8" PERFORMANCE CURVES

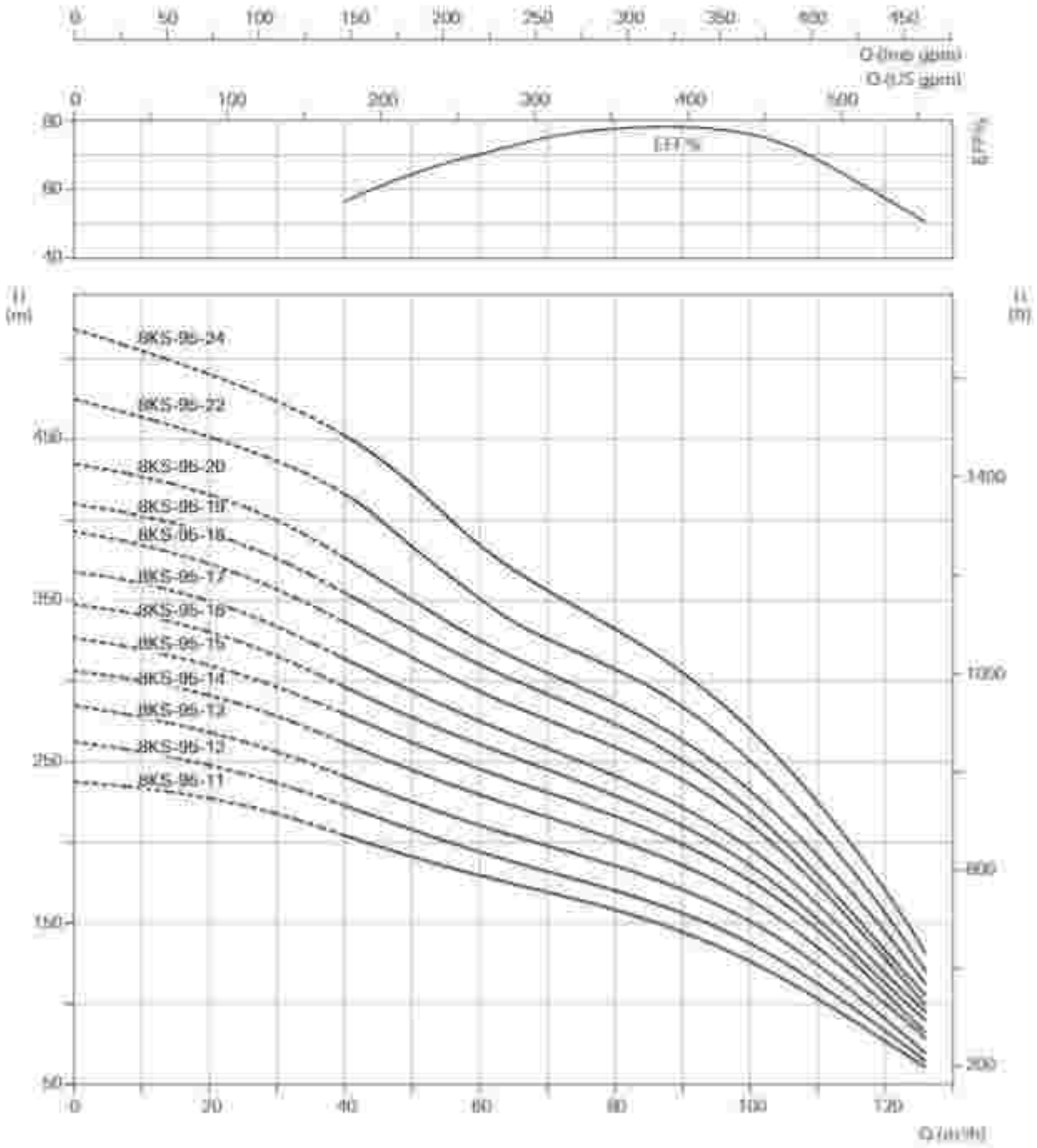


The Given details / drawings / specifications are subject to change without prior notice.

| | |
|---|---|
| Nominal Flow | 125 m³/h |
| Type | 10KS-125 |
| Outlet Size | 6" |

## 10" SUBMERSIBLE PUMPS

## Performance Data

| Model | Dimensions | | Power | | lpm | 0 | 832.8 | 1249.8 | 1666 | 2082.5 | 2499.6 | 2700 |
|---|---|---|---|---|---|---|---|---|---|---|---|---|
| | Height (mm) | Net.Wt. (kg) | kW | HP | m³/h | 0 | 50 | 75 | 100 | 125 | 150 | 162 |
| 10KS-125-01-6 | 644 | 29.95 | 11 | 15 | TOTAL DYNAMIC HEAD IN METRES | 29 | 26 | 24 | 21 | 18 | 14 | 12 |
| 10KS-125-02-6 | 798 | 36.0 | 22 | 30 | | 58 | 56 | 49 | 44 | 38 | 30 | 25 |
| 10KS-125-03-6 | 925 | 42.05 | 30 | 40 | | 86 | 81 | 74 | 66 | 56 | 45 | 37 |
| 10KS-125-04A-8 | 1106 | 48.10 | 37 | 50 | | 105 | 100 | 92 | 83 | 70 | 52 | 43 |
| 10KS-125-04-8 | 1106 | 48.10 | 45 | 60 | | 114 | 108 | 99 | 90 | 78 | 60 | 50 |
| 10KS-125-05A-8 | 1260 | 54.15 | 45 | 60 | | 135 | 129 | 119 | 108 | 93 | 70 | 58 |
| 10KS-125-05-8 | 1260 | 54.15 | 55 | 75 | | 144 | 134 | 127 | 116 | 102 | 80 | 68 |
| 10KS-125-06-8 | 1414 | 60.20 | 63 | 85 | | 174 | 166 | 154 | 140 | 123 | 97 | 83 |
| 10KS-125-07-8 | 1568 | 66.25 | 75 | 100 | | 202 | 194 | 180 | 164 | 144 | 114 | 97 |
| 10KS-125-08AA-8 | 1722 | 72.30 | 75 | 100 | | 213 | 204 | 190 | 172 | 148 | 114 | 94 |
| 10KS-125-08A-8 | 1722 | 72.30 | 75 | 100 | | 220 | 212 | 194 | 176 | 152 | 117 | 97 |
| 10KS-125-08-8 | 1722 | 72.30 | 75 | 100 | | 228 | 219 | 202 | 183 | 160 | 124 | 106 |
| 10KS-125-09-8 | 1876 | 78.35 | 93 | 125 | | 259 | 238 | 228 | 208 | 182 | 142 | 122 |
| 10KS-125-10A-8 | 2030 | 84.40 | 93 | 125 | | 279 | 268 | 247 | 226 | 196 | 152 | 127 |
| 10KS-125-10-8 | | | 93 | 125 | | 287 | 274 | 254 | 231 | 204 | 158 | 132 |

Weight (kg) and Height H (mm) are approximate
Outer Dia (OD) : 256mm

## Dimensional Drawing

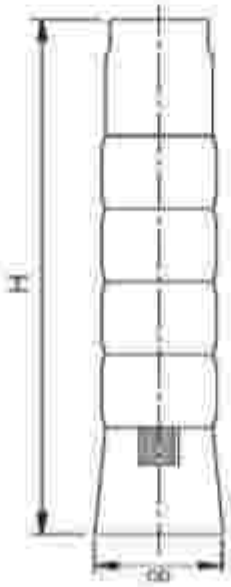

| | |
|---|---|
| Nominal Flow | 125 m³/h |
| Type | 10KS-125 |
| Outlet Size | 6" |

## 10" PERFORMANCE CURVES

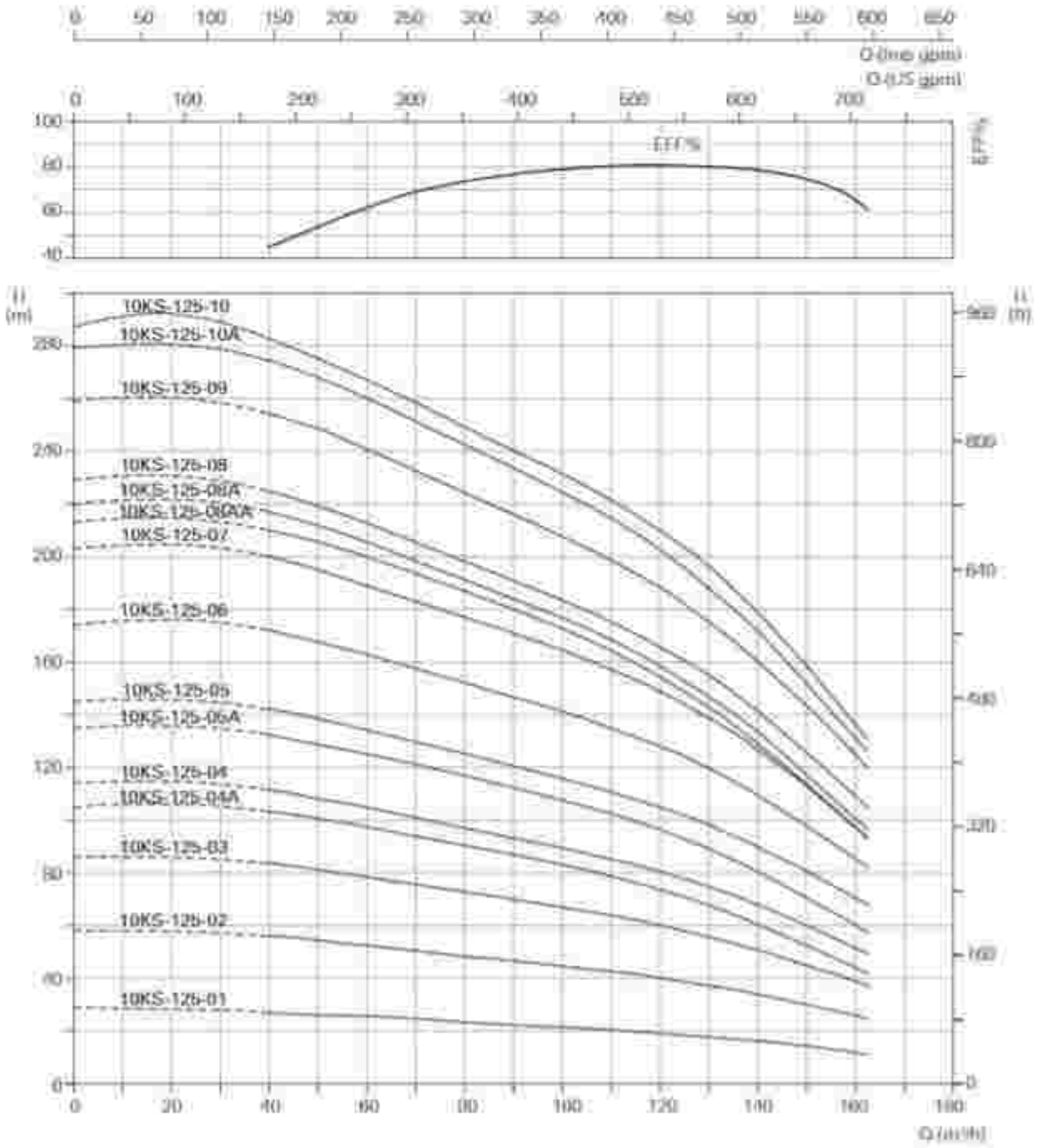


The Given details / drawings / specifications are subject to change without prior notice.

| | |
|---|---|
| Nominal Flow | 125 m³/h |
| Type | 10KS-125 |
| Outlet Size | 6" |

## 10" SUBMERSIBLE PUMPS

## Performance Data

| Model | Dimensions | | Power | | lpm | 0 | 832.8 | 1249.8 | 1666 | 2082.5 | 2499.6 | 2700 |
|---|---|---|---|---|---|---|---|---|---|---|---|---|
| | Height (mm) | Net Wt. (kg) | kW | HP | m³/h | 0 | 50 | 75 | 100 | 125 | 150 | 162 |
| 10KS-125-11 | 2154 | 90.45 | 110 | 150 | TOTAL DYNAMIC HEAD IN METRES | 358 | 300 | 274 | 249 | 218 | 170 | 140 |
| 10KS-125-12 | 2338 | 96.5 | 132 | 175 | | 343 | 339 | 305 | 276 | 246 | 192 | 162 |
| 10KS-125-13 | 2492 | 102.55 | 132 | 175 | | 372 | 360 | 328 | 299 | 264 | 210 | 177 |
| 10KS-125-14 | 2646 | 108.6 | 150 | 200 | | 400 | 390 | 360 | 328 | 292 | 232 | 192 |
| 10KS-125-15 | 2800 | 114.65 | 150 | 200 | | 428 | 416 | 384 | 351 | 310 | 248 | 209 |
| 10KS-125-16 | 2954 | 120.7 | 170 | 225 | | 456 | 443 | 410 | 376 | 330 | 265 | 225 |
| 10KS-125-17 | 3108 | 126.75 | 170 | 225 | | 488 | 473 | 440 | 400 | 352 | 286 | 240 |

Weight (kg) and Height H (mm) are approximate
Outer Dia. (OD) : 255mm

## Dimensional Drawing

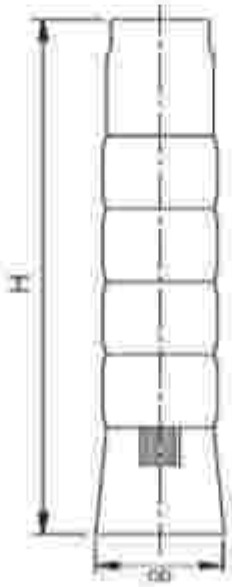

| | |
|---|---|
| Nominal Flow | 125 m³/h |
| Type | 10KS-125 |
| Outlet Size | 6" |

## 10" PERFORMANCE CURVES

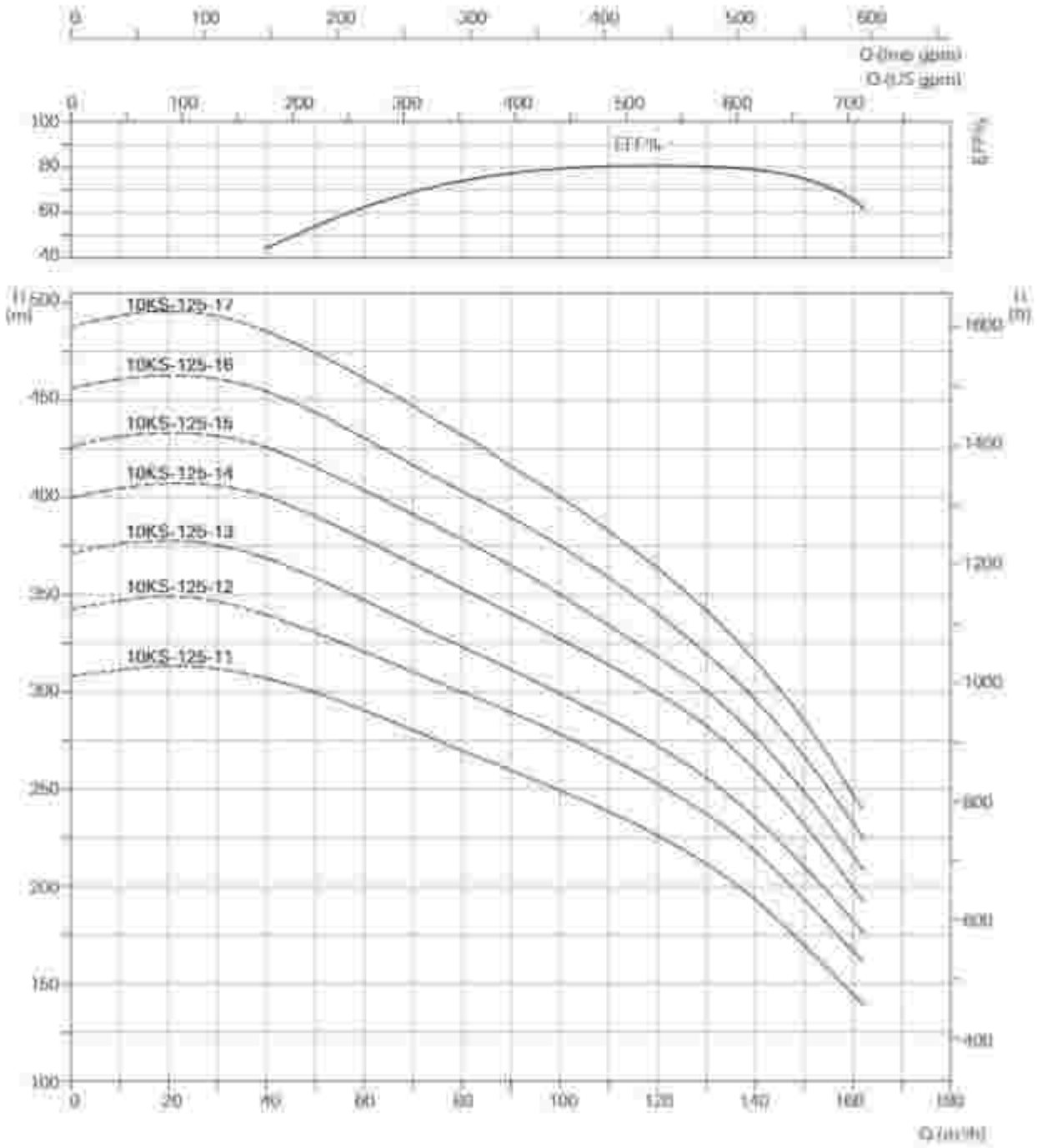


The Given details / drawings / specifications are subject to change without prior notice.

| | |
|---|---|
| Nominal Flow | 160 m³/h |
| Type | 10KS-160 |
| Outlet Size | 6" |

10" SUBMERSIBLE PUMPS

## Performance Data

| Model | Dimensions | | Power | | lpm | 0 | 833.4 | 1333 | 2000 | 2666 | 3332 |
|---|---|---|---|---|---|---|---|---|---|---|---|
| | Height (mm) | Net Wt. (kg) | kW | HP | m³/h | 0 | 50 | 80 | 120 | 160 | 200 |
| 10KS-160-01A-6 | 646 | 29.5 | 9.3 | 12.5 | TOTAL DYNAMIC HEAD IN METRES | 25 | 22 | 20.5 | 17 | 13 | 6 |
| 10KS-160-01-6 | 646 | 29.5 | 13 | 17.5 | | 33 | 30 | 26.5 | 23 | 20 | 14.5 |
| 10KS-160-02AA-6 | 802 | 35.6 | 19.5 | 25 | | 48 | 44 | 39 | 34 | 27 | 14 |
| 10KS-160-02A-6 | 802 | 35.6 | 22 | 30 | | 55 | 52 | 47 | 40 | 33 | 20.5 |
| 10KS-160-02-6 | 802 | 35.6 | 26 | 35 | | 63 | 60 | 54 | 46 | 39 | 27 |
| 10KS-160-03AA-6 | 958 | 42.3 | 30 | 40 | | 77 | 75 | 69 | 58 | 47 | 29 |
| 10KS-160-03A-6 | 958 | 42.3 | 37 | 50 | | 87.5 | 84 | 76 | 65 | 55 | 36 |
| 10KS-160-03-6 | 958 | 42.3 | 37 | 50 | | 95.5 | 91 | 80.5 | 70 | 60 | 41 |
| 10KS-160-04AA-6 | 1114 | 49 | 45 | 60 | | 111 | 105 | 96 | 82 | 70 | 44 |
| 10KS-160-04A-6 | 1114 | 49 | 45 | 60 | | 117 | 114 | 103 | 88.5 | 76 | 50 |
| 10KS-160-04-6 | 1114 | 49 | 55 | 75 | | 124.5 | 120 | 110 | 95 | 80 | 58 |
| 10KS-160-05AA-6 | 1270 | 55.7 | 55 | 75 | | 140 | 133 | 122 | 107 | 90 | 58.5 |
| 10KS-160-05A-6 | 1270 | 55.7 | 55 | 75 | | 148 | 141 | 129 | 111 | 95 | 64 |
| 10KS-160-05-6 | 1270 | 55.7 | 63 | 85 | | 155 | 150 | 138.5 | 119 | 100 | 71 |
| 10KS-160-06AA-6 | 1426 | 62.4 | 63 | 85 | | 169 | 163 | 150 | 129 | 109.5 | 72 |
| 10KS-160-06A-6 | 1426 | 62.4 | 75 | 100 | | 177 | 170 | 156 | 135 | 113 | 76 |
| 10KS-160-06-6 | 1426 | 62.4 | 75 | 100 | | 186 | 180 | 165 | 142 | 119 | 84 |
| 10KS-160-07AA-6 | 1582 | 69 | 75 | 100 | | 200 | 193 | 177 | 153 | 127 | 86 |
| 10KS-160-07A-6 | 1582 | 69 | 93 | 125 | | 208 | 203 | 184 | 158 | 126 | 92 |
| 10KS-160-07-6 | 1582 | 69 | 93 | 125 | | 220 | 209 | 188.5 | 163 | 135 | 96 |
| 10KS-160-08A-6 | 1738 | 75.7 | 93 | 125 | | 230 | 223 | 203 | 176 | 147 | 97 |
| 10KS-160-08A-6 | 1738 | 75.7 | 93 | 125 | | 240 | 231 | 209 | 180 | 143 | 104 |
| 10KS-160-08-6 | 1738 | 75.7 | 93 | 125 | | 247.5 | 239 | 216 | 186.5 | 150.5 | 108 |

Weight (kg) and Height H (mm) are approximate
Outer Dia. (OD) : 256mm

## Dimensional Drawing

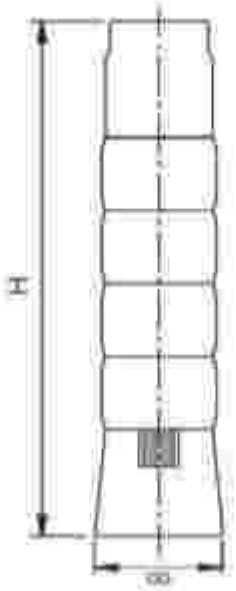

| | |
|---|---|
| Nominal Flow | 160 m³/h |
| Type | 10KS-160 |
| Outlet Size | 6" |

## 10" PERFORMANCE CURVES

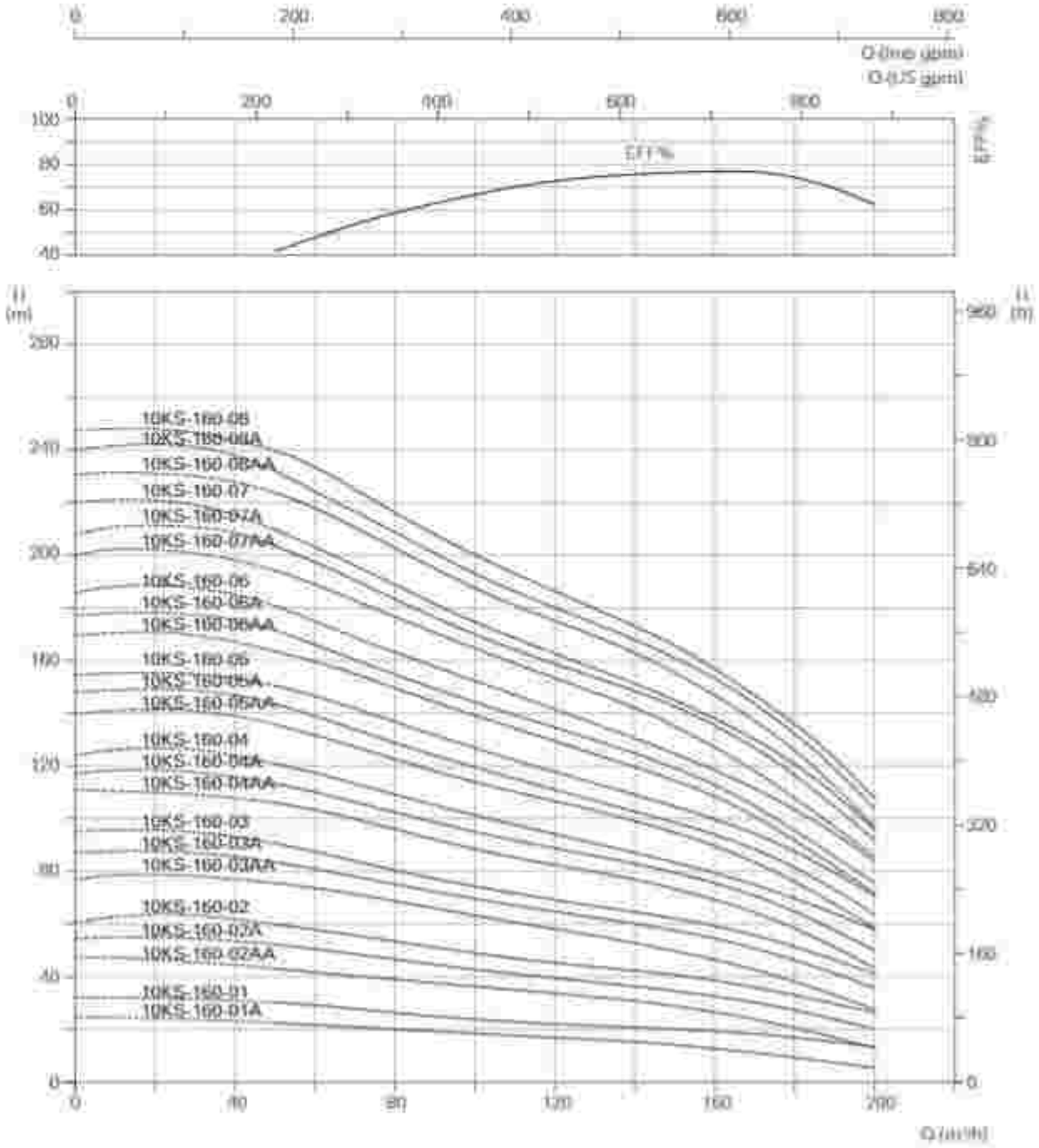


The Given details / drawings / specifications are subject to change without prior notice.

| | |
|---|---|
| Nominal Flow | 160 m³/h |
| Type | 10KS-160 |
| Outlet Size | 6" |

## 10" SUBMERSIBLE PUMPS

## Performance Data

| Model | Dimensions | | Power | | lpm | 0 | 833.4 | 1333 | 2000 | 2666 | 3332 |
|---|---|---|---|---|---|---|---|---|---|---|---|
| | Height (mm) | Net Wt. (kg) | kW | HP | m³/h | 0 | 50 | 80 | 120 | 160 | 200 |
| 10KS-160-09AA | 1894 | 82.4 | 110 | 150 | TOTAL DYNAMIC HEAD IN METRES | 255 | 251 | 229 | 193 | 160 | 105 |
| 10KS-160-09A | 1894 | 82.4 | 110 | 150 | | 265 | 263 | 239 | 200 | 167 | 112 |
| 10KS-160-09 | 1894 | 82.4 | 110 | 150 | | 275 | 273 | 249 | 207 | 176 | 120 |
| 10KS-160-10AA | 2050 | 89.1 | 110 | 150 | | 294 | 283 | 260 | 218 | 185 | 128 |
| 10KS-160-10A | 2050 | 89.1 | 132 | 175 | | 304 | 289 | 270 | 228 | 195 | 138 |
| 10KS-160-10 | 2050 | 89.1 | 132 | 175 | | 310 | 300 | 280 | 233 | 200 | 140 |
| 10KS-160-11 | 2206 | 95.8 | 132 | 175 | | 333 | 328 | 309 | 255 | 220 | 156 |
| 10KS-160-12 | 2362 | 102.4 | 150 | 200 | | 360 | 358 | 339 | 279 | 235 | 173 |
| 10KS-160-13 | 2518 | 109.1 | 170 | 225 | | 392 | 389 | 360 | 304 | 255 | 190 |
| 10KS-160-14 | 2674 | 115.8 | 170 | 225 | | 423 | 418 | 389 | 324 | 274 | 208 |
| 10KS-160-15 | 2830 | 122.6 | 187 | 250 | | 453 | 450 | 419 | 368 | 292 | 229 |

Weight (kg) and Height H (mm) are approximate
Outer Dia. (OD) 355mm

## Dimensional Drawing

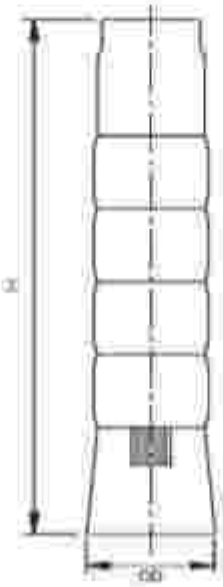

| | |
|---|---|
| Nominal Flow | 160 m³/h |
| Type | 10KS-160 |
| Outlet Size | 6" |

## 10" PERFORMANCE CURVES

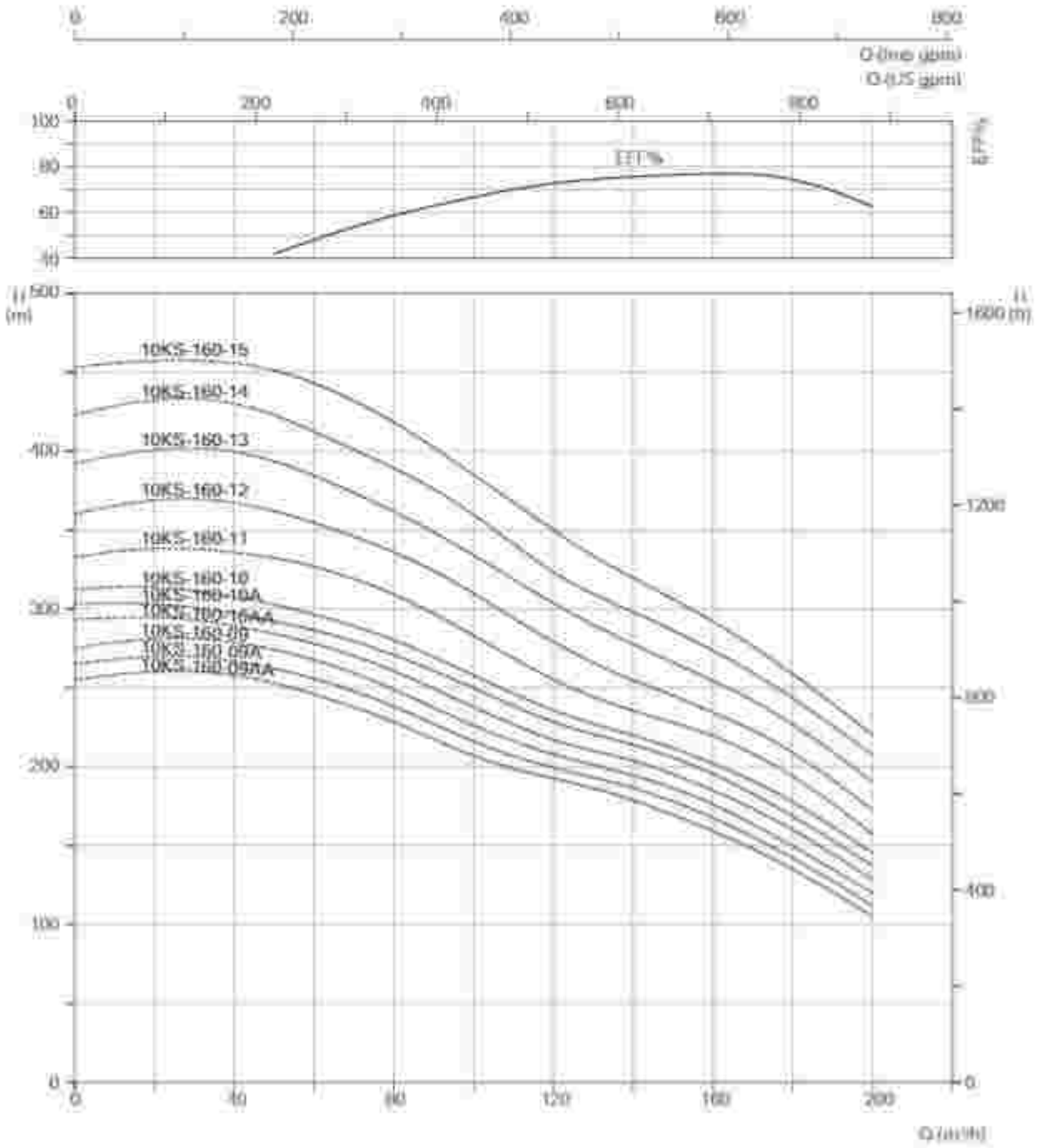


The Given details / drawings / specifications are subject to change without prior notice.

| | |
|---|---|
| Nominal Flow | 215 m³/h |
| Type | 10KS-215 |
| Outlet Size | 6" |

## 10" SUBMERSIBLE PUMPS

## Performance Data

| Model | Dimensions | | Power | | lpm | 0 | 833.4 | 1666.8 | 2500.2 | 3332 | 3582 | 4165 | 4665 |
|---|---|---|---|---|---|---|---|---|---|---|---|---|---|
| | Height mm | Nett WL kg | kW | HP | m³/h | 0 | 50 | 100 | 150 | 200 | 215 | 250 | 280 |
| 10KS-215-01A-6 | 793.6 | 53.6 | 15 | 20 | TOTAL DYNAMIC HEAD IN METRES | 26 | 25 | 23 | 18 | 15 | 13 | 7 | 4 |
| 10KS-215-01-6 | 793.6 | 53.6 | 18.5 | 25 | | 38 | 36 | 32 | 27 | 23.5 | 22 | 16.5 | 10.5 |
| 10KS-215-02AA-6 | 969.6 | 68 | 30 | 40 | | 53 | 52 | 49 | 42 | 36 | 31 | 21 | 11 |
| 10KS-215-02A-6 | 969.6 | 68 | 37 | 50 | | 64 | 61 | 55 | 49 | 42 | 40 | 30 | 18 |
| 10KS-215-02-6 | 969.6 | 68 | 45 | 60 | | 82 | 76 | 68 | 58 | 50 | 48 | 41 | 29.5 |
| 10KS-215-03AA-6 | 1145.6 | 78.6 | 55 | 75 | | 95 | 88 | 80 | 71 | 61 | 58 | 43 | 24 |
| 10KS-215-03A-6 | 1145.6 | 78.6 | 55 | 75 | | 101 | 97 | 88 | 76 | 65 | 63 | 49 | 33 |
| 10KS-215-03-6 | 1145.6 | 78.6 | 63 | 85 | | 120 | 112 | 102 | 87 | 74 | 70 | 56 | 32 |
| 10KS-215-04AA-6 | 1321.6 | 91 | 75 | 100 | | 127 | 125 | 114 | 101 | 85 | 81 | 64 | 40 |
| 10KS-215-04A-6 | 1321.6 | 91 | 75 | 100 | | 138 | 134 | 121 | 106 | 92 | 87 | 70 | 46 |
| 10KS-215-04-6 | 1321.6 | 91 | 75 | 100 | | 156 | 147 | 137 | 120 | 102 | 97 | 80 | 52 |
| 10KS-215-05AA-6 | 1497.6 | 103.6 | 93 | 125 | | 165 | 161 | 146 | 129 | 111 | 105 | 83 | 56 |
| 10KS-215-05A-6 | 1497.6 | 103.6 | 93 | 125 | | 175 | 170 | 153 | 134 | 116 | 110 | 89 | 63 |
| 10KS-215-05-6 | 1497.6 | 103.6 | 93 | 125 | | 196 | 185 | 170 | 150 | 128 | 123 | 100 | 69 |
| 10KS-215-06AA | 1673.6 | 116 | 110 | 150 | | 201 | 199 | 173 | 148 | 136 | 129 | 101 | 70 |
| 10KS-215-06A | 1673.6 | 116 | 110 | 150 | | 212 | 206 | 185 | 163 | 141 | 134 | 109 | 78 |
| 10KS-215-06 | 1673.6 | 116 | 110 | 150 | | 225 | 218 | 195 | 170 | 148 | 140 | 115 | 86 |

Weight (kg) and Height H (mm) are approximate
Outer Dia. (OD) 355mm

## Dimensional Drawing

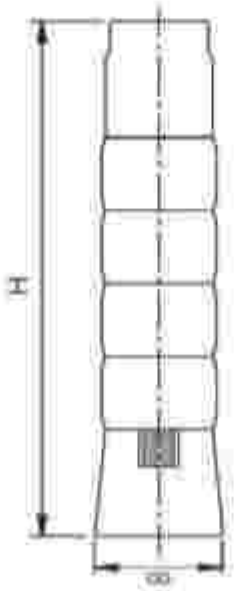

| | |
|---|---|
| Nominal Flow | 215 m³/h |
| Type | 10KS-215 |
| Outlet Size | 6" |

## 10" PERFORMANCE CURVES

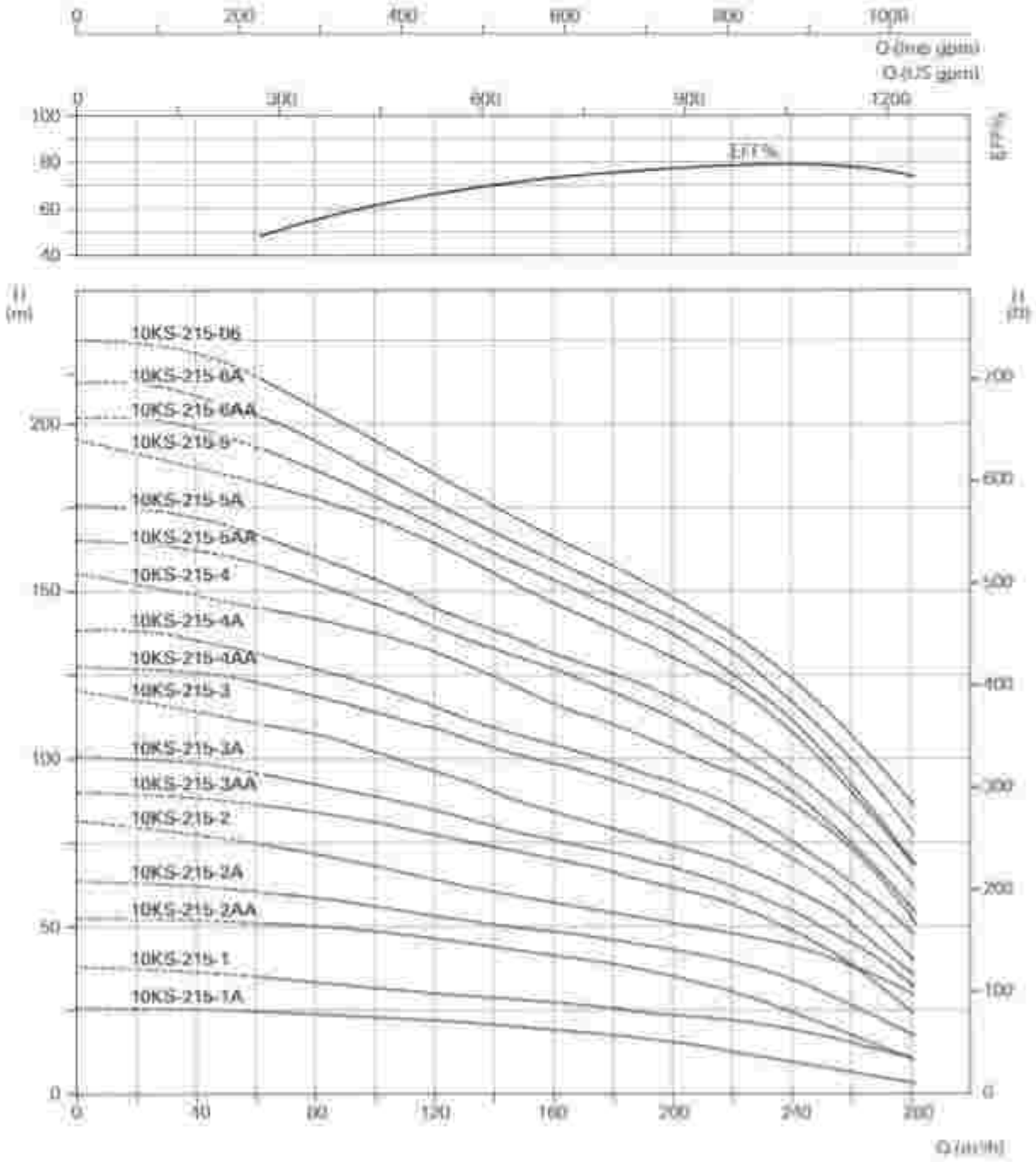


The Given details / drawings / specifications are subject to change without prior notice.

| | |
|---|---|
| Nominal Flow | 215 m³/h |
| Type | 10KS-215 |
| Outlet Size | 6" |

## 10" SUBMERSIBLE PUMPS

## PERFORMANCE DATA

| Model | Dimensions | | Power | | lpm | 0 | 833.4 | 1666.8 | 2500.2 | 3332 | 3582 | 4165 | 4665 |
|---|---|---|---|---|---|---|---|---|---|---|---|---|---|
| | Height (mm) | Net.Wt (kg) | kW | HP | m³/h | 0 | 50 | 100 | 150 | 200 | 215 | 250 | 280 |
| 10KS-215-07AA | 1849.6 | 128.6 | 130 | 175 | TOTAL DYNAMIC HEAD IN METRES | 242 | 236 | 213 | 189 | 165 | 156 | 126 | 90 |
| 10KS-215-07A | 1849.6 | 128.6 | 130 | 175 | | 252 | 246 | 222 | 195 | 171 | 162 | 133 | 99 |
| 10KS-215-07 | 1849.6 | 128.6 | 130 | 175 | | 267 | 258 | 231 | 203 | 178 | 169 | 140 | 107 |
| 10KS-215-08AA | 2025.6 | 141 | 150 | 200 | | 281 | 273 | 246 | 218 | 191 | 181 | 148 | 106 |
| 10KS-215-08A | 2025.6 | 141 | 150 | 200 | | 296 | 282 | 256 | 225 | 197 | 186 | 153 | 114 |
| 10KS-215-08 | 2025.6 | 141 | 150 | 200 | | 308 | 295 | 268 | 232 | 204 | 194 | 161 | 124 |
| 10KS-215-09AA | 2201.6 | 153.6 | 170 | 225 | | 319 | 311 | 282 | 249 | 216 | 206 | 169 | 124 |
| 10KS-215-09A | 2201.6 | 153.6 | 170 | 225 | | 330 | 321 | 290 | 255 | 224 | 213 | 175 | 132 |
| 10KS-215-09 | 2201.6 | 153.6 | 170 | 225 | | 344 | 335 | 300 | 263 | 231 | 219 | 183 | 140 |
| 10KS-215-10AA | 2377.6 | 166 | 187 | 250 | | 355 | 346 | 313 | 277 | 242 | 230 | 183 | 138 |
| 10KS-215-10A | 2377.6 | 166 | 187 | 250 | | 367 | 356 | 321 | 283 | 246 | 235 | 195 | 146 |
| 10KS-215-10 | 2377.6 | 166 | 187 | 250 | | 381 | 370 | 333 | 291 | 256 | 245 | 201 | 156 |
| 10KS-215-11 | 2653.6 | 178.6 | 220 | 300 | | 426 | 414 | 371 | 327 | 290 | 275 | 230 | 179 |

Weight (kg) and Height H (mm) are approximate
Outer Dia (OD) : 255mm

## DIMENSIONAL DRAWING

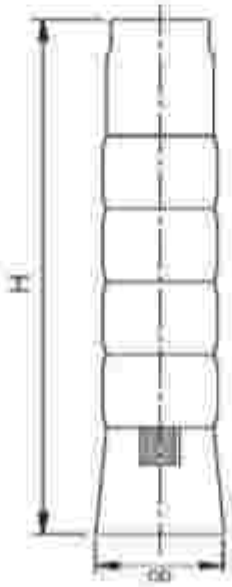

| | |
|---|---|
| Nominal Flow | 215 m³/h |
| Type | 10KS-215 |
| Outlet Size | 6" |

## 10" PERFORMANCE CURVES

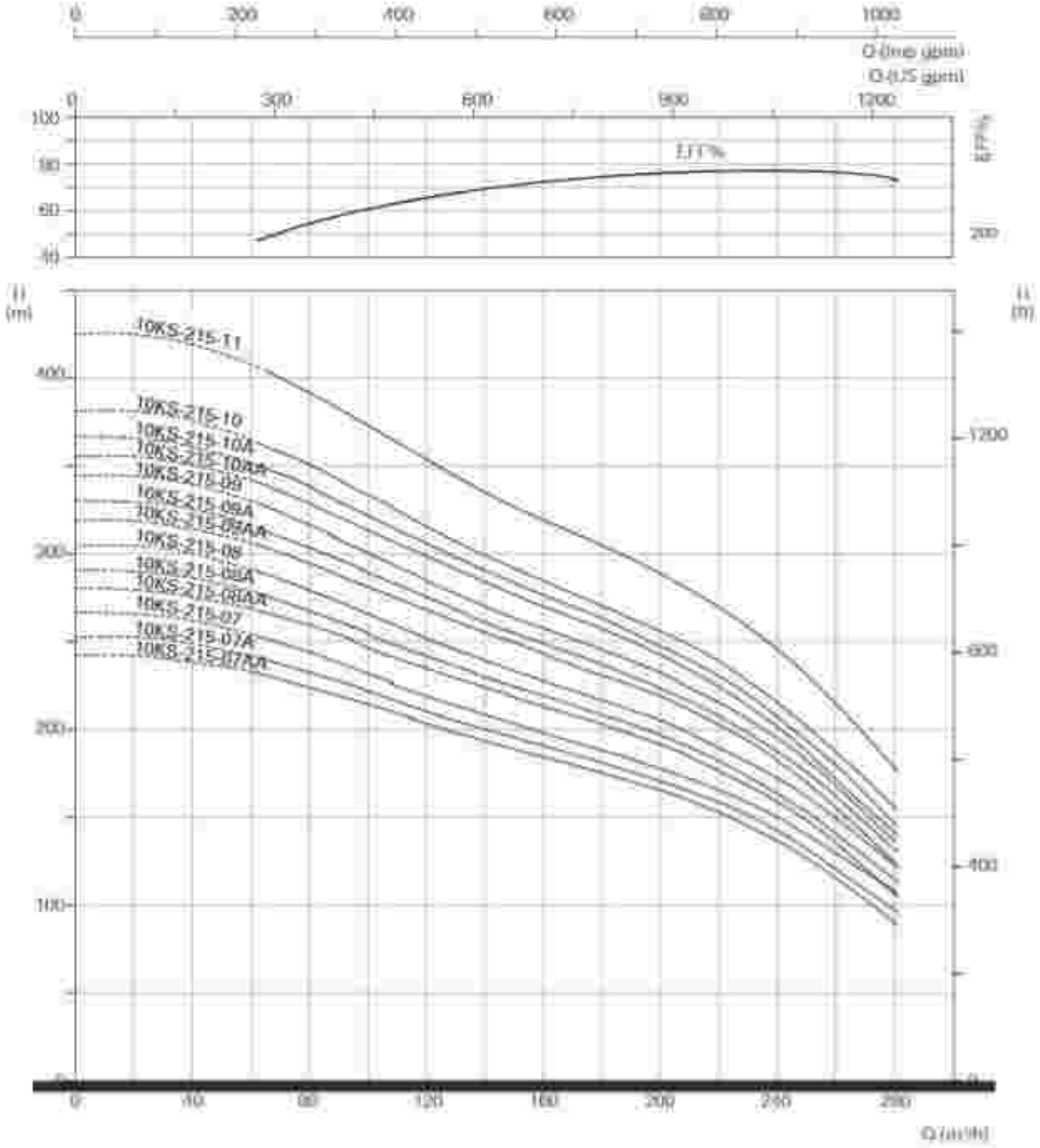


The Given details / drawings / specifications are subject to change without prior notice.

# PLASTIC SUBMERSIBLE PUMPS



## Description

Genvik plastic submersible pumps are ingeniously designed and developed employing latest engineering softwares & high-tech machinery. The outer stainless steel construction not only prevents the pumps from corrosion but also exceptionally increases the life-span. The integrated and most modern quality assurance systems used at every stage of the production and flawless workmanship ensure sustained and consistent operation.

All these submersible pumps are multistage single suction centrifugal type, provided with integral check valve and NEMA standard coupling. The integral check valve prevents back flow and reduces the risk of water hammer which paves the way for trouble free performance. The screen is designed with utmost care so as not to reduce the inflow of water and at the same time to prevent damage to the pump and clogging due to the entry of sand and other foreign particles.

## Model Identification

* * * ** **

- **Number of Impellers Stages** (01 – 1 Stg, 02 – 02 Stg, 10 – 10Stg, 50 – 50Stg)
- **Nominal Flow in m³/h** (Actual Value to be mentioned 1 = 1m³/h, 2 = 2m³/h, 3 = 3m³/h, 14 = 14m³/h, 18 = 18m³/h)
- **Material of Construction** P = SS304 Casing (Tube), Plastic diffuser, impeller & other parts SS 304 (SI NRV). V=SS304 Casing (Tube), Plastic diffuser, impeller, NRV & SI
- **Genvik**
- **Pump Nominal Diameter (mm)** (3" & 4")

| Features | Applications |
|---|---|
| Energy efficient hydraulic design | Household Water Supply |
| Easy installation and maintenance | Pressure Boosting |
| Ensures long lasting performance | Industrial Applications |
| Can handle upthrust loads | Fountains |
| Ensures durability and reliability | Sprinkler System |
| Reduced risk of water hammer | Gardening |
| Casted SS suction inter connector | Rural And Civil Water Supply |

The Given details / drawings / specifications are subject to change without prior notice.

## Pumped Liquids

Non-aggressive, non explosive, pure, cold, fresh water without abrasive particles having the following characteristics.

| | |
|---|---|
| pH | 6.5 to 8.5 |
| Turbidity | 50 ppm silica scale (max.) |
| Viscosity | 1.75x10$^{-6}$ m²/sec (max.) |
| Hardness (Drinking Water) | 300 (max.) |
| Specific gravity | 1.004 (max.) |
| Allowable solids | 3000 ppm (max.) |
| Chlorine ion density | 500 ppm (max.) |
| Permissible amount of sand | 100 g/m³ (max.) |
| Liquid Temperature | 38°C (max.) |

## Performance Curves Conditions

- The performance curves show pump performance of the pump at rated speed and voltage. (2900 rpm)
- The measurements were made with airless water at 20°C. For pumping liquids with a density higher than that of water, motors with correspondingly higher outputs must be used.
- Pipe friction losses have not been included in the performance curves and performance data.
- The bold curves indicate the recommended performance range.
- The head and discharge are inclusive of check valve and suction inter-connector losses at the actual speed.
- Efficiency curve : ("EFF%") shows pump stage efficiency.
- Curve tolerance according to ISO : 9906 Grade 3B.
- The performance are at rated voltage and only indicative. Actual discharge depends on availability of water in well, based on strength of water source, height of water column, submergence of pump, etc.,
- The given performance are for a specific materials of construction of pumps.

# 4" GROUP PERFORMANCE CURVE

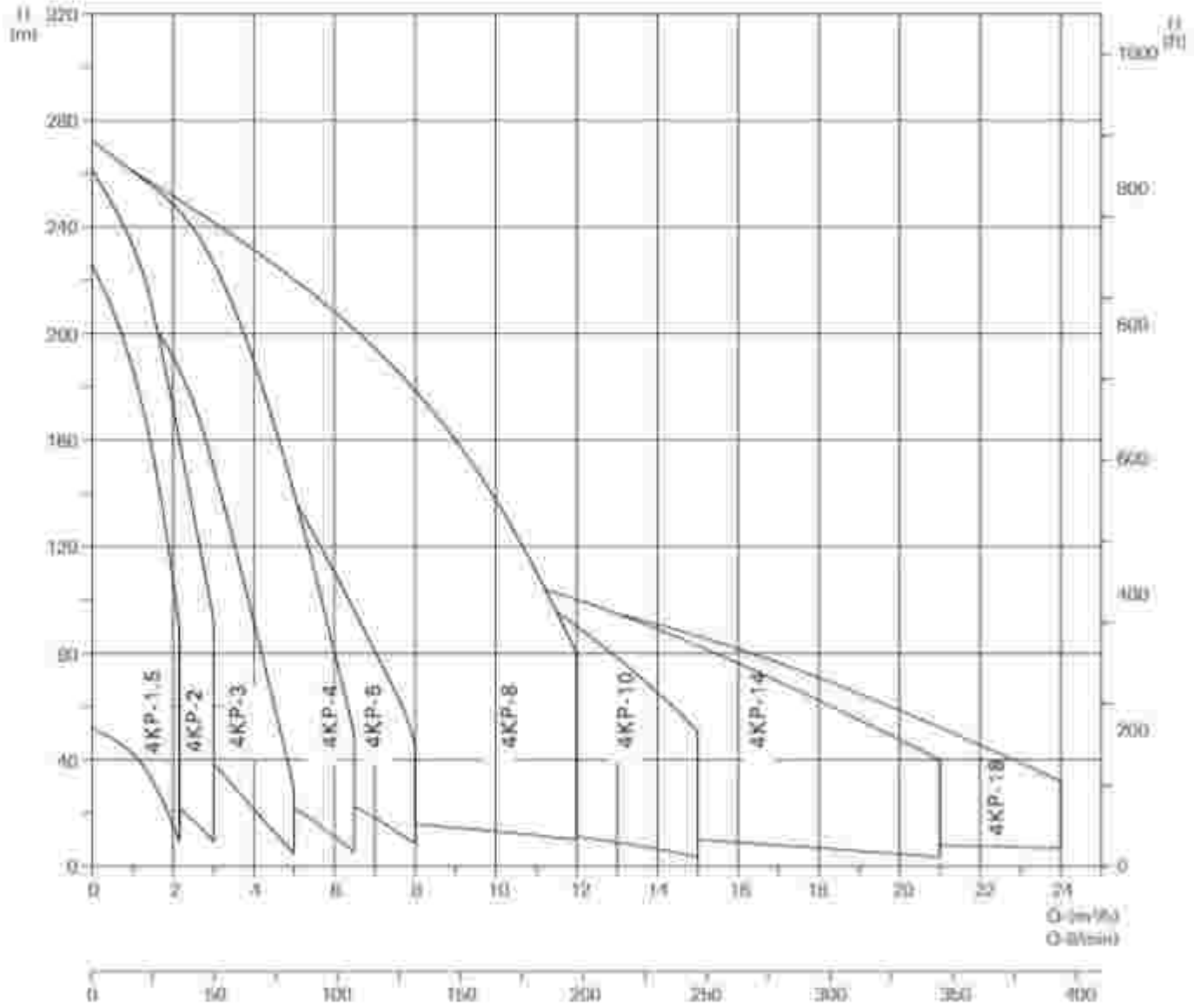


Curve tolerance according to ISO 2908:2012, Grade 3B

# 4" CROSS SECTIONAL DRAWING

## MIXED FLOW PUMP

1 / 3 / 5m³/h

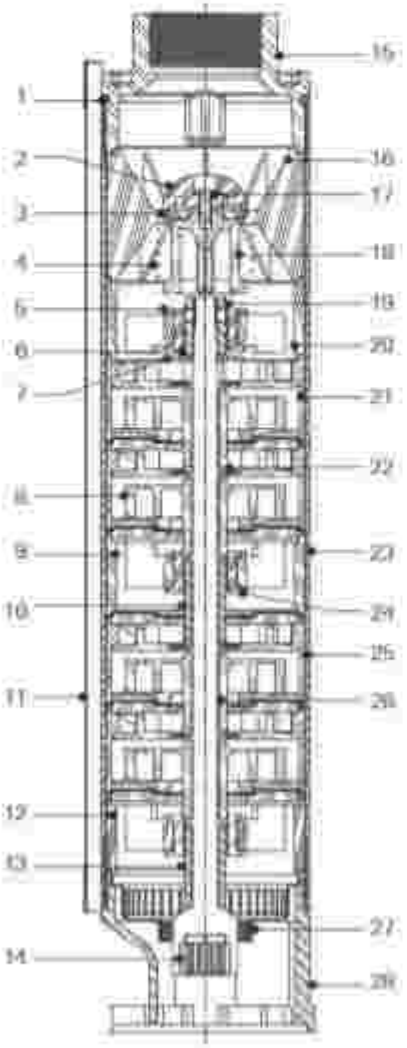


| Sl No | Components | MOC |
|---|---|---|
| 1 | O Ring | NBR |
| 2 | Valve Disc | Polyacetal |
| 3 | Valve Seat | Natural Rubber |
| 4 | Spring | Spring Steel |
| 5 | Counter Thrust Bearing | NBR |
| 6 | Top Bracket Sleeve | SS 304 |
| 7 | Counter Thrust Washer | SS 304 |
| 8 | Impeller | Polyacetal |
| 9 | Intermediate Bearing Bracket | Polyacetal |
| 10 | Shaft Sleeve | SS 304 |
| 11 | Cable Guard | SS 304 |
| 12 | Bottom Support | Polyacetal |
| 13 | Spacer | SS 304 |
| 14 | Coupling | SS 304 |
| 15 | Valve Housing | SS 304 |
| 16 | Valve Guide | PPO |
| 17 | Screw | SS 304 |
| 18 | Valve Cover | Polyacetal |
| 19 | Lock Nut | SS 304 |
| 20 | Top Bearing Bracket | Polyamide |
| 21 | Diffuser | PPO |
| 22 | Thrust Ring | SS 304 with SBR |
| 23 | Pump Shell | SS 304 |
| 24 | Intermediate Bearing | NBR |
| 25 | Diffuser | PPO |
| 26 | Pump Shaft | SS 304 |
| 27 | Suction Screen | SS 304 |
| 28 | Suction Interconnector | SS 304 |

# 4" CROSS SECTIONAL DRAWING

## MIXED FLOW PUMP

10m³/h

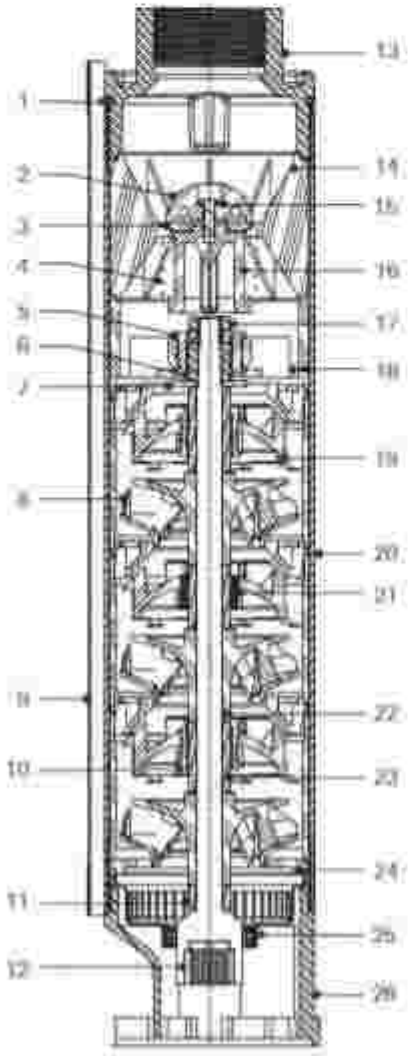


| Sl. No. | Components | MOC |
|---|---|---|
| 1 | O Ring | NBR |
| 2 | Valve Disc | Polyacetal |
| 3 | Valve Seat | Natural Rubber |
| 4 | Spring | Spring Steel |
| 5 | Counter Thrust Bearing | NBR |
| 6 | Top Bracket Screw | SS 304 |
| 7 | Counter Thrust Washer | SS 304 |
| 8 | Impeller | Polycarbonate |
| 9 | Cable Guard | SS 304 |
| 10 | Shaft Bearing | NBR |
| 11 | Spacer | SS 304 |
| 12 | Coupling | SS 329 |
| 13 | Valve Housing | SS 304 |
| 14 | Valve Guide | PPO |
| 15 | Screw | SS 304 |
| 16 | Valve Cone | Polyacetal |
| 17 | Lock Nut | SS 304 |
| 18 | Top Bearing Bracket | Polyamide |
| 19 | Diffuser | PPO |
| 20 | Pump Shell | SS 304 |
| 21 | Intermediate Bearing | LTB |
| 22 | Pump Shaft | SS 304 |
| 23 | Shaft Sleeve | SS 304 |
| 24 | Suction Interconnector Plate | SS 304 |
| 25 | Suction Screen | PPO |
| 26 | Suction Interconnector | SS 304 |

# 4" CROSS SECTIONAL DRAWING

## MIXED FLOW PUMP

14 / 18m³/h

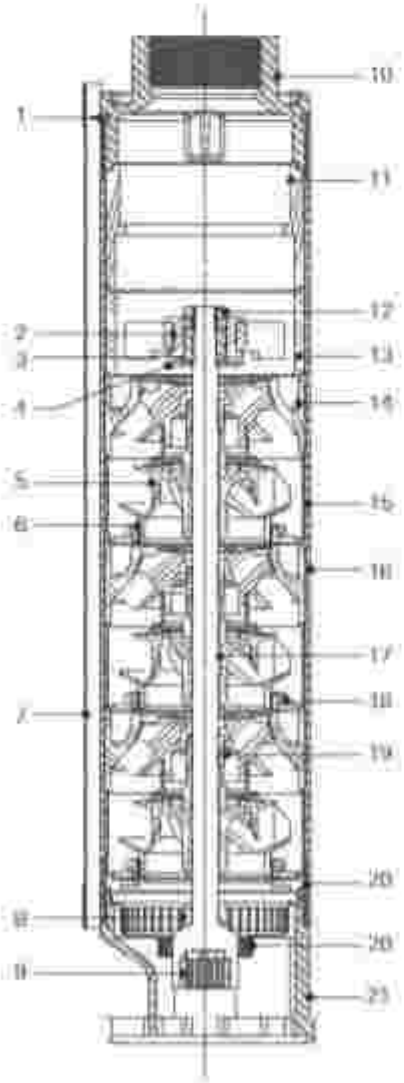


| Sl. No. | Components | MOC |
|---|---|---|
| 1 | O Ring | NBR |
| 2 | Counter Thrust Bearing | NBR |
| 3 | Top Bracket Sleeve | SS 304 / 316 |
| 4 | Counter Thrust Washer | SS 304 / 316 |
| 5 | Impeller | PPO |
| 6 | Neck Ring | SS 304 |
| 7 | Cable Guard | SS 304 |
| 8 | Spacer | SS 304 |
| 9 | Coupling | SS 329 |
| 10 | Volute Housing | SS 304 |
| 11 | Valve Guide | PPO |
| 12 | Lock Nut | SS 304 |
| 13 | Top Bearing Bracket | Polyamide |
| 14 | Diffuser | PPO |
| 15 | Casing Cover | PPO |
| 16 | Pump Shell | SS 304 |
| 17 | pump Shaft | SS 304 |
| 18 | Wearing Ring | Polyurethane |
| 19 | Shaft Sleeve | SS 304 |
| 20 | Suction Interconnector Plate | PPO |
| 21 | Suction Screen | SS 304 |
| 22 | Suction Interconnector | SS 304 |

| | |
|---|---|
| Nominal Flow | 1.5 m³/h |
| Type | 4KP-1.5 |
| Outlet Size | 1¼" |

4" SUBMERSIBLE PUMPS

## Performance Data

| Model | Dimensions | | Power | | lpm | 0 | 12.5 | 16.6 | 20.8 | 25 | 29.1 | 33.3 |
|---|---|---|---|---|---|---|---|---|---|---|---|---|
| | Height (mm) | Net.Wt. (kg) | kW | HP | m³/h | 0 | 0.75 | 1 | 1.25 | 1.50 | 1.75 | 2 |
| 4KP-1.5-08 | 414 | 3.10 | 0.37 | 0.5 | TOTAL DYNAMIC HEAD IN METRES | 54 | 46 | 42 | 38 | 32 | 24 | 15 |
| 4KP-1.5-13 | 524 | 4.00 | 0.55 | 0.75 | | 89 | 76 | 75 | 70 | 61 | 50 | 38 |
| 4KP-1.5-17 | 654 | 5.20 | 0.75 | 1.0 | | 116 | 101 | 94 | 84 | 73 | 58 | 43 |
| 4KP-1.5-18 | 679 | 5.75 | 0.75 | 1.0 | | 122 | 111 | 102 | 93 | 81 | 67 | 49 |
| 4KP-1.5-25 | 860 | 8.00 | 1.1 | 1.5 | | 166 | 148 | 136 | 118 | 101 | 81 | 59 |
| 4KP-1.5-26 | 882 | 8.25 | 1.1 | 1.5 | | 177 | 156 | 143 | 127 | 109 | 89 | 68 |
| 4KP-1.5-33 | 1036 | 10.00 | 1.5 | 2.0 | | 220 | 199 | 179 | 160 | 136 | 112 | 88 |
| 4KP-1.5-34 | 1058 | 10.20 | 1.5 | 2.0 | | 226 | 202 | 189 | 172 | 149 | 124 | 98 |

Weight (kg) and Height (mm) are approximate
Outer Dia (OD) : 90mm

## Dimensional Drawing

| | |
|---|---|
| Nominal Flow | 1.5 m³/h |
| Type | 4KP-1.5 |
| Outlet Size | 1¼" |

## 4" PERFORMANCE CURVES

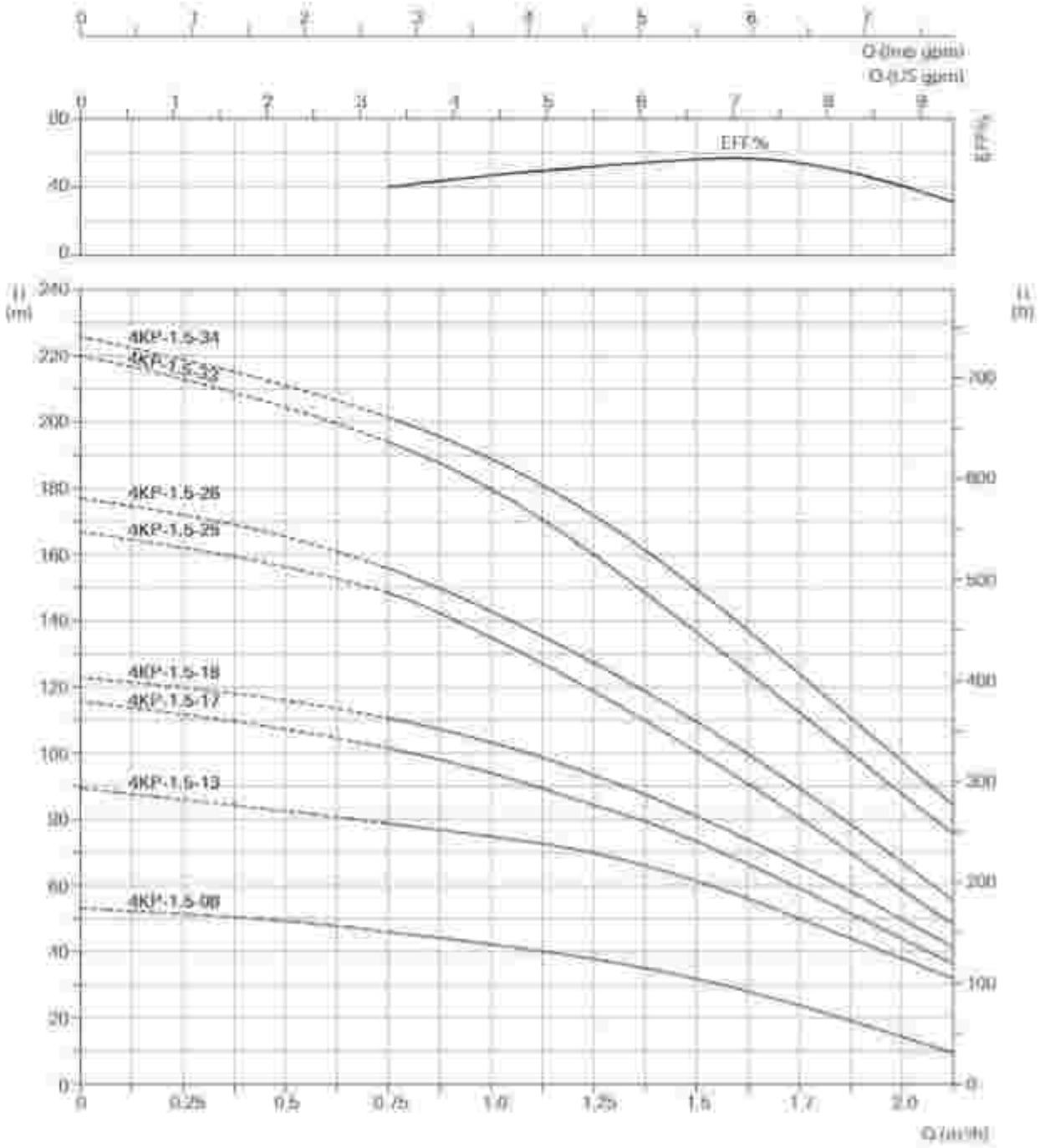


The Given details / drawings / specifications are subject to change without prior notice.

| | |
|---|---|
| Nominal Flow | 2 m³/h |
| Type | 4KP-2 |
| Outlet Size | 1¼" |

## 4" SUBMERSIBLE PUMPS

## Performance Data

| Model | Dimensions | | Power | | lpm | 0 | 16.1 | 25 | 33.3 | 41.6 | 50 |
|---|---|---|---|---|---|---|---|---|---|---|---|
| | Height (mm) | Nett Wt. (kg) | kW | HP | m³/h | 0 | 1 | 1.5 | 2 | 2.5 | 3 |
| 4KP-2/05 | 354 | 2.75 | 0.37 | 0.5 | TOTAL DYNAMIC HEAD IN METRES | 44 | 40 | 36 | 31 | 25 | 13 |
| 4KP-2/07 | 400 | 3.00 | 0.55 | 0.75 | | 62 | 59 | 52 | 45 | 34 | 22 |
| 4KP-2/11 | 483 | 3.75 | 0.75 | 1.0 | | 98 | 90 | 82 | 70 | 53 | 35 |
| 4KP-2/16 | 651 | 6.00 | 1.1 | 1.5 | | 143 | 131 | 119 | 100 | 78 | 48 |
| 4KP-2/22 | 790 | 7.50 | 1.5 | 2.0 | | 194 | 172 | 153 | 129 | 100 | 65 |
| 4KP-2/30 | 1006 | 9.50 | 2.2 | 3.0 | | 260 | 232 | 209 | 172 | 135 | 92 |

Weight (kg) and Height H (mm) are approximate.
Outer Dia. (OD) : 98mm

## Dimensional Drawing

Performance Data remains same.

| | |
|---|---|
| Nominal Flow | 2 m³/h |
| Type | 4KP-2 |
| Outlet Size | 1¼" |

## 4" PERFORMANCE CURVES

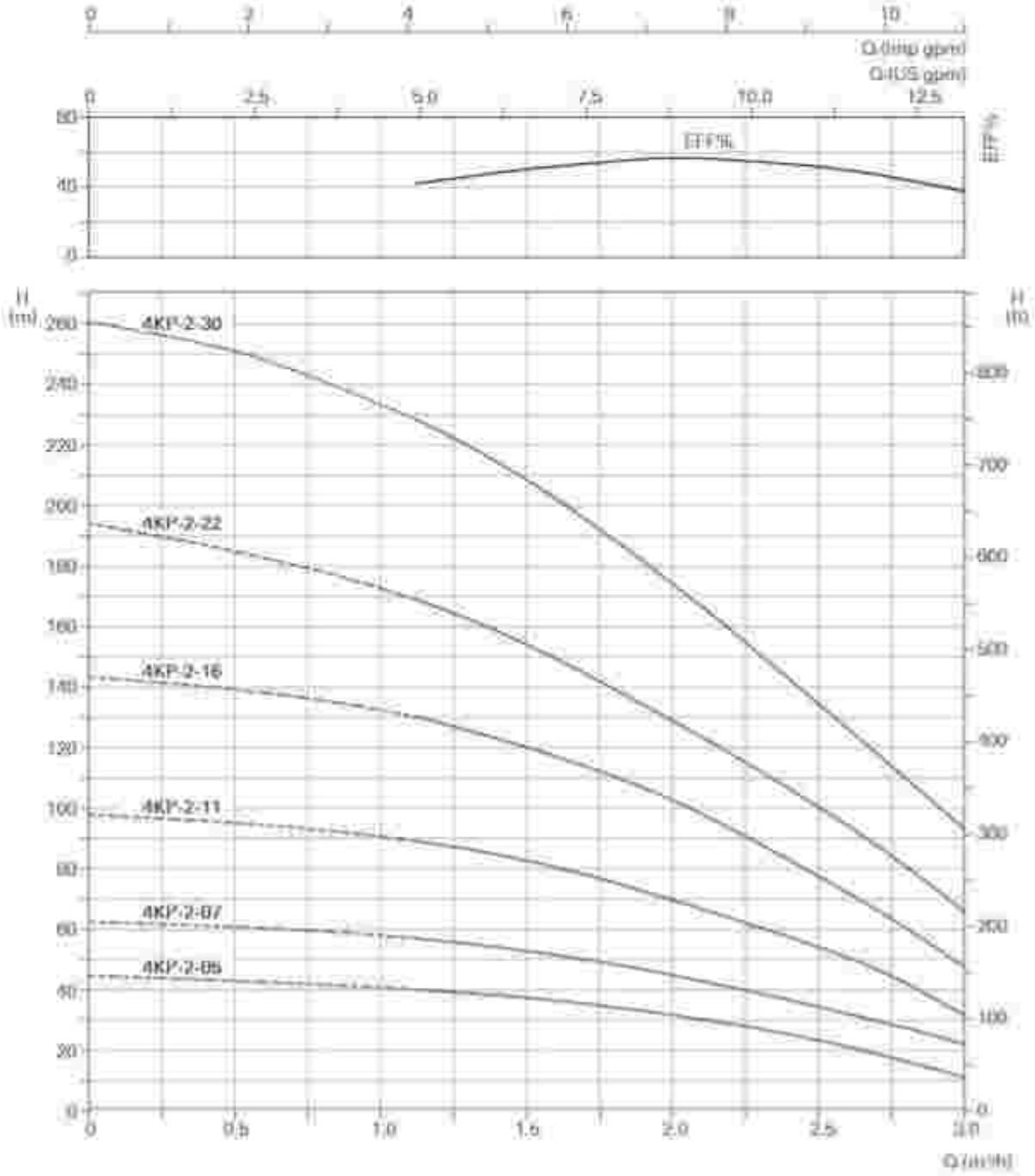


The Given details / drawings / specifications are subject to change without prior notice.

| | |
|---|---|
| Nominal Flow | 3 m³/h |
| Type | 4KP-3 |
| Outlet Size | 1¼" |

## 4" SUBMERSIBLE PUMPS

## Performance Data

| Model | Dimensions | | Power | | lpm | 0 | 33.3 | 41.6 | 50 | 58.3 | 66.6 | 75 |
|---|---|---|---|---|---|---|---|---|---|---|---|---|
| | Height (mm) | Net.Wt. (kg) | kW | HP | m³/h | 0 | 2 | 2.5 | 3 | 3.5 | 4 | 4.5 |
| 4KP3-07 | 426 | 2.50 | 0.55 | 0.75 | TOTAL DYNAMIC HEAD IN METRES | 52 | 42 | 38 | 33 | 26 | 18 | 10 |
| 4KP3-08 | 453 | 2.75 | 0.55 | 0.75 | | 59 | 52 | 45 | 39 | 31 | 22 | 13 |
| 4KP3-11 | 533 | 3.75 | 0.75 | 1.0 | | 80 | 70 | 62 | 54 | 46 | 34 | 22 |
| 4KP3-15 | 671 | 5.25 | 1.1 | 1.5 | | 111 | 98 | 88 | 77 | 63 | 48 | 30 |
| 4KP3-20 | 818 | 7.00 | 1.5 | 2.0 | | 150 | 128 | 116 | 101 | 82 | 61 | 38 |
| 4KP3-21 | 844 | 7.25 | 1.5 | 2.0 | | 157 | 133 | 121 | 107 | 86 | 63 | 40 |
| 4KP3-28 | 1063 | 10.00 | 2.2 | 3.0 | | 208 | 177 | 161 | 141 | 115 | 88 | 55 |
| 4KP3-30 | 1117 | 10.30 | 2.2 | 3.0 | | 221 | 190 | 172 | 151 | 125 | 96 | 62 |

Weight (kg) and Height H (mm) are approximate
Outer Dia. (OD) : 98mm

## Dimensional Drawing

Performance Data remains same

| | |
|---|---|
| Nominal Flow | 3 m³/h |
| Type | 4KP-3 |
| Outlet Size | 1¼" |

## 4" PERFORMANCE CURVES

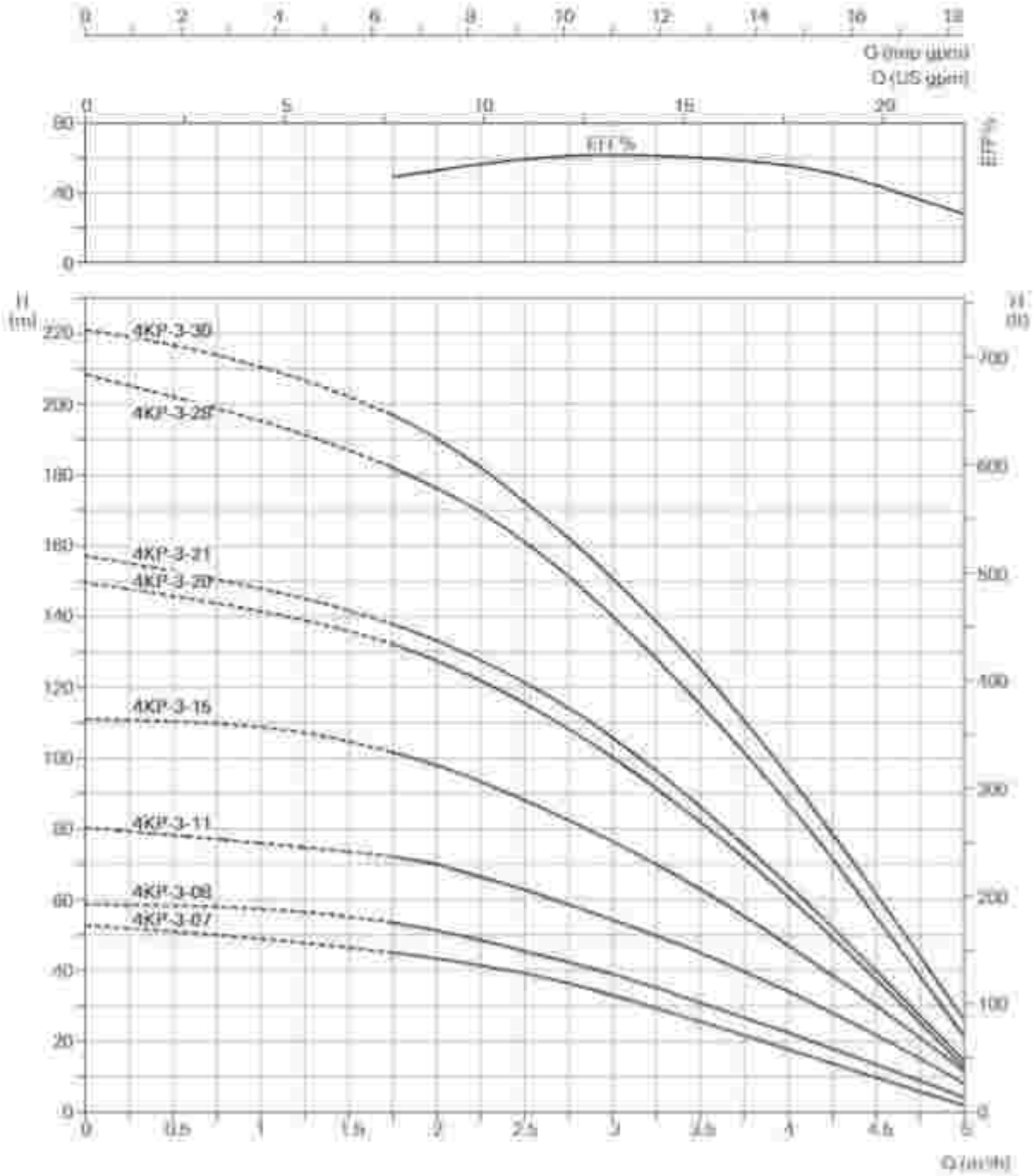


The Given details / drawings / specifications are subject to change without prior notice.

| | |
|---|---|
| Nominal Flow | 4 m³/h |
| Type | 4KP-4 |
| Outlet Size | 1¼" |

## 4" SUBMERSIBLE PUMPS

## Performance Data

| Model | Dimensions | | Power | | lpm | 0 | 33.3 | 50 | 66.6 | 83.4 | 100 | 108.3 |
|---|---|---|---|---|---|---|---|---|---|---|---|---|
| | Height (mm) | Net.Wt. (kg) | kW | HP | m³/h | 0 | 2 | 3 | 4 | 5 | 6 | 6.5 |
| 4KP-4-05 | 383 | 1.75 | 0.55 | 0.75 | TOTAL DYNAMIC HEAD IN METRES | 38 | 32 | 26 | 22 | 15 | 8 | 4 |
| 4KP-4-06 | 412 | 2.10 | 0.55 | 0.75 | | 46 | 40 | 37 | 31 | 23 | 12 | 8 |
| 4KP-4-07 | 441 | 2.45 | 0.75 | 1.0 | | 54 | 49 | 44 | 37 | 25 | 14 | 9 |
| 4KP-4-10 | 528 | 3.50 | 1.1 | 1.5 | | 79 | 69 | 62 | 51 | 39 | 22 | 16 |
| 4KP-4-11 | 557 | 4.00 | 1.1 | 1.5 | | 86 | 80 | 72 | 61 | 47 | 29 | 20 |
| 4KP-4-14 | 674 | 4.90 | 1.5 | 2.0 | | 110 | 99 | 89 | 73 | 55 | 35 | 26 |
| 4KP-4-15 | 703 | 5.25 | 1.5 | 2.0 | | 118 | 108 | 96 | 79 | 60 | 38 | 28 |
| 4KP-4-20 | 860 | 7.00 | 2.2 | 3.0 | | 158 | 141 | 128 | 110 | 82 | 49 | 34 |
| 4KP-4-22 | 919 | 8.00 | 2.2 | 3.0 | | 185 | 165 | 148 | 128 | 98 | 58 | 40 |
| 4KP-4-27 | 1083 | 9.35 | 3.0 | 4.0 | | 219 | 198 | 183 | 159 | 120 | 71 | 44 |
| 4KP-4-35 | 1325 | 12.15 | 3.7 | 5.0 | | 270 | 248 | 228 | 192 | 140 | 81 | 49 |

Weight (kg) and Height H (mm) are approximate.
Outer Dia. (OD) : 98mm

## Dimensional Drawing

Performance Data remains same.

| | |
|---|---|
| Nominal Flow | 4 m³/h |
| Type | 4KP-4 |
| Outlet Size | 1¼" |

## 4" PERFORMANCE CURVES

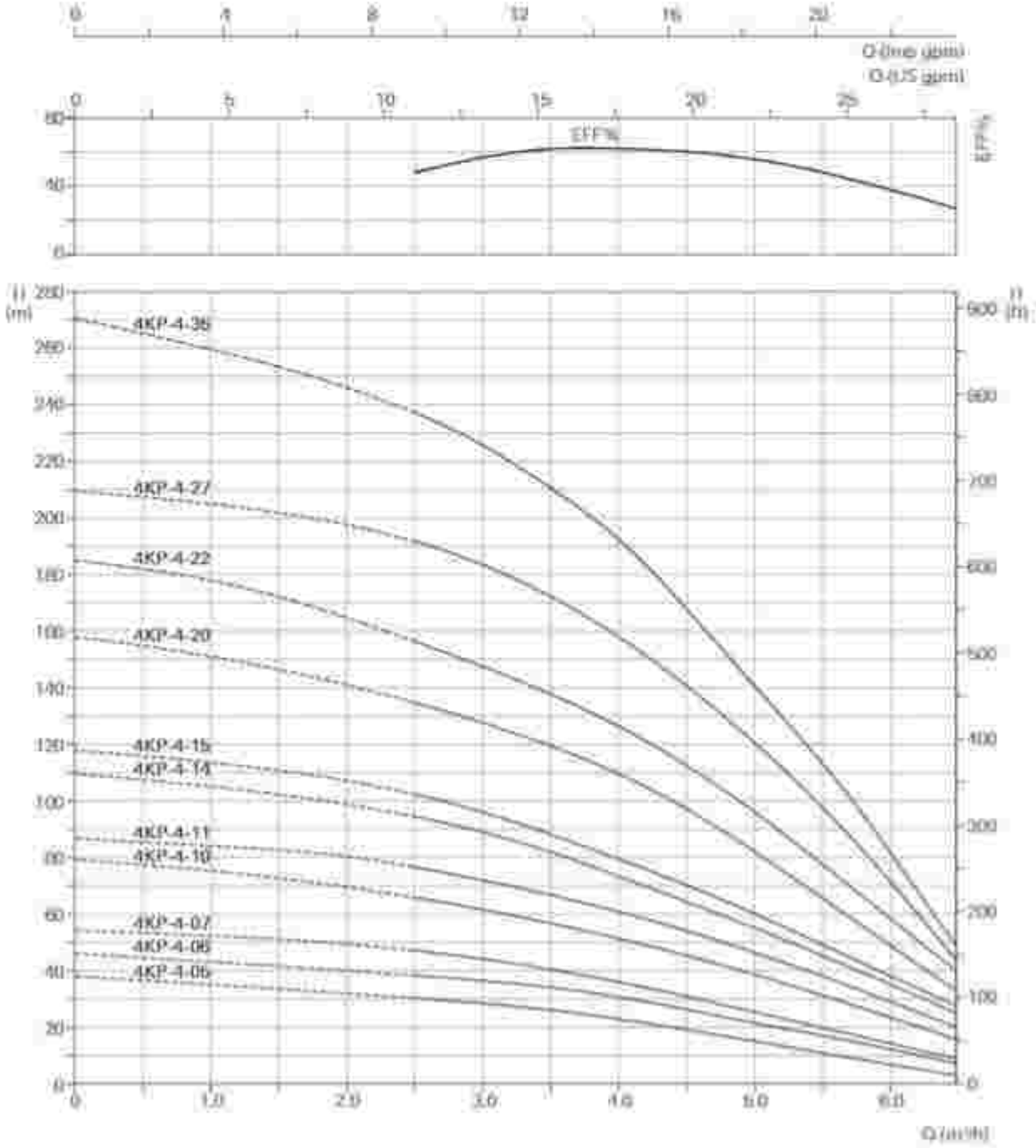


The Genvik details / drawings / specifications are subject to change without prior notice.

| | |
|---|---|
| Nominal Flow | 5 m³/h |
| Type | 4KP-5 |
| Outlet Size | 1½" |

## 4" SUBMERSIBLE PUMPS

## Performance Data

| Model | Dimensions | | Power | | lpm | 0 | 50 | 66.6 | 83.4 | 100 | 116.6 | 133.3 |
|---|---|---|---|---|---|---|---|---|---|---|---|---|
| | Height (mm) | Net.Wt (kg) | kW | HP | m³/h | 0 | 3 | 4 | 5 | 6 | 7 | 8 |
| 4KP5-06 | 459 | 3.00 | 0.75 | 1.0 | TOTAL DYNAMIC HEAD IN METRES | 42 | 39 | 37 | 32 | 27 | 18 | 9 |
| 4KP5-08 | 533 | 3.75 | 1.1 | 1.5 | | 58 | 53 | 49 | 42 | 34 | 25 | 15 |
| 4KP5-09 | 570 | 4.20 | 1.1 | 1.5 | | 65 | 59 | 55 | 50 | 41 | 31 | 17 |
| 4KP5-11 | 643 | 5.10 | 1.5 | 2.0 | | 79 | 2 | 67 | 58 | 48 | 35 | 20 |
| 4KP5-12 | 680 | 5.60 | 1.5 | 2.0 | | 86 | 78 | 73 | 65 | 55 | 42 | 25 |
| 4KP5-17 | 907 | 7.90 | 2.2 | 3.0 | | 123 | 115 | 105 | 91 | 76 | 57 | 31 |
| 4KP5-21 | 1054 | 10.00 | 3.0 | 4.0 | | 145 | 135 | 126 | 111 | 92 | 70 | 39 |
| 4KP5-27 | 1306 | 12.50 | 3.7 | 5.0 | | 184 | 165 | 158 | 138 | 116 | 90 | 42 |

Weight (kg) and Height H (mm) are approximate
Outer Dia. (OD) : 90mm

## Dimensional Drawing

Performance Data remains same.

| | |
|---|---|
| Nominal Flow | 5 m³/h |
| Type | 4KP-5 |
| Outlet Size | 1½" |

## 4" PERFORMANCE CURVES

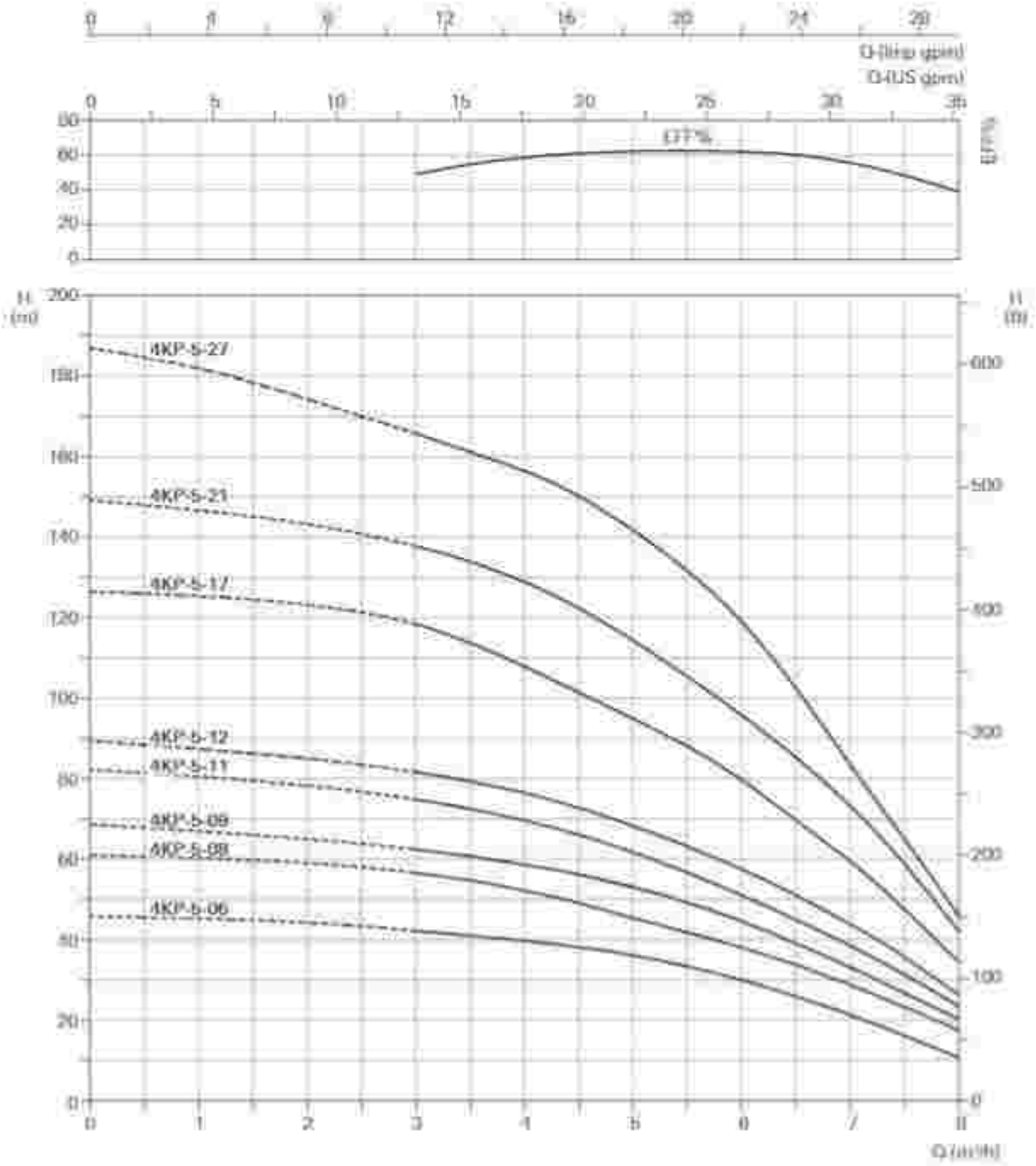


The Given details / drawings / specifications are subject to change without prior notice.

| | |
|---|---|
| Nominal Flow | 8 m³/h |
| Type | 4KP-8 |
| Outlet Size | 2" |

## 4" SUBMERSIBLE PUMPS

## Performance Data

| Model | Dimensions | | Power | | lpm | 0 | 66.6 | 100 | 133.2 | 166.8 | 200 |
|---|---|---|---|---|---|---|---|---|---|---|---|
| | Height (mm) | Nett Wt. (kg) | kW | HP | m³/h | 0 | 4 | 6 | 8 | 10 | 12 |
| 4KP-8-04 | 374 | 1.22 | 0.75 | 1.0 | TOTAL DYNAMIC HEAD IN METRES | 25 | 21 | 20 | 19 | 14 | 8 |
| 4KP-8-06 | 436 | 2.57 | 1.1 | 1.5 | | 38 | 35 | 32 | 28 | 22 | 13 |
| 4KP-8-08 | 488 | 3.43 | 1.5 | 2.0 | | 51 | 48 | 45 | 40 | 31 | 20 |
| 4KP-8-13 | 653 | 5.58 | 2.2 | 3.0 | | 82 | 72 | 69 | 61 | 47 | 29 |
| 4KP-8-17 | 807 | 7.29 | 3.0 | 4.0 | | 108 | 101 | 96 | 85 | 69 | 43 |
| 4KP-8-23 | 960 | 9.87 | 4.0 | 5.5 | | 143 | 132 | 122 | 109 | 88 | 52 |
| 4KP-8-32 | 1302 | 13.73 | 5.5 | 7.5 | | 200 | 182 | 168 | 148 | 119 | 68 |
| 4KP-8-43 | 1643 | 19.44 | 7.5 | 10.0 | | 270 | 242 | 221 | 193 | 149 | 88 |

Weight (kg) and Height H (mm) are approximate
Outer Dia. (D): 98mm

## Dimensional Drawing

Performance Data remains same

| | |
|---|---|
| Nominal Flow | 8 m³/h |
| Type | 4KP-8 |
| Outlet Size | 2" |

## 4" PERFORMANCE CURVES

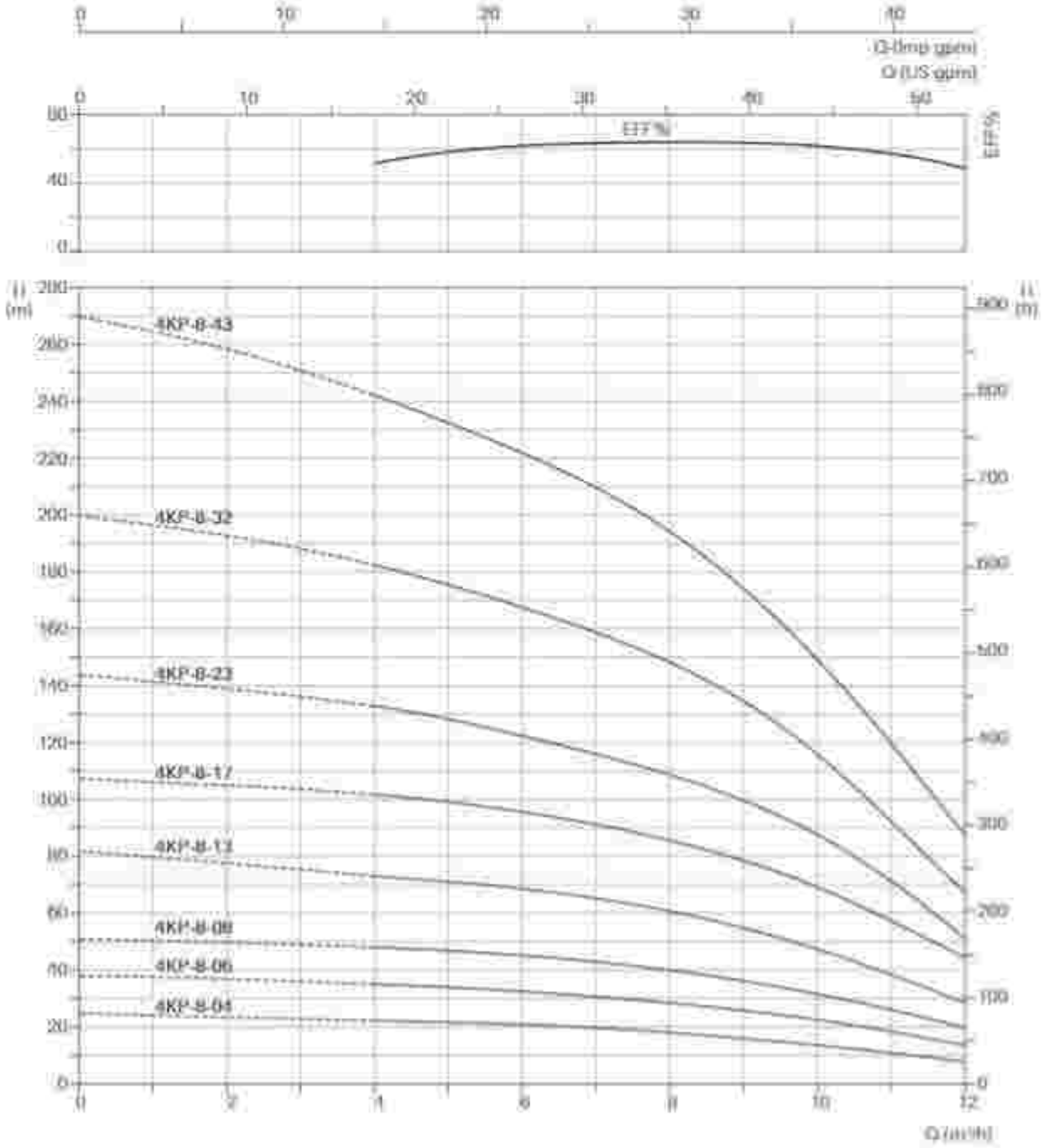


The Given details / drawings / specifications are subject to change without prior notice.

| | |
|---|---|
| Nominal Flow | 10 m³/h |
| Type | 4KP-10 |
| Outlet Size | 2" |

## 4" SUBMERSIBLE PUMPS

## Performance Data

| Model | Dimensions | | Power | | lpm | 0 | 66.6 | 100 | 133.3 | 166.6 | 200 | 233.4 |
|---|---|---|---|---|---|---|---|---|---|---|---|---|
| | Height (mm) | Net.Wt. (kg) | kW | HP | m³/h | 0 | 4 | 6 | 8 | 10 | 12 | 14 |
| 4KP-10-03 | 448 | 3.60 | 0.75 | 1.0 | TOTAL DYNAMIC HEAD IN METRES | 17 | 16 | 15 | 14 | 12 | 9 | 5 |
| 4KP-10-04 | 459 | 4.10 | 0.75 | 1.0 | | 22 | 21 | 20 | 18 | 16 | 13 | 7 |
| 4KP-10-05 | 562 | 4.70 | 1.1 | 1.5 | | 27 | 26 | 25 | 23 | 20 | 16 | 9 |
| 4KP-10-06 | 570 | 5.00 | 1.1 | 1.5 | | 34 | 33 | 31 | 28 | 24 | 19 | 12 |
| 4KP-10-07 | 676 | 5.50 | 1.5 | 2.0 | | 39 | 37 | 35 | 33 | 28 | 22 | 14 |
| 4KP-10-08 | 690 | 6.00 | 1.5 | 2.0 | | 45 | 43 | 42 | 38 | 33 | 27 | 17 |
| 4KP-10-10 | 810 | 6.80 | 2.2 | 3.0 | | 57 | 54 | 52.5 | 48 | 42 | 33 | 22 |
| 4KP-10-12 | 930 | 8.20 | 2.2 | 3.0 | | 66 | 64 | 62.5 | 57 | 50 | 39 | 25 |
| 4KP-10-15 | 1110 | 10.25 | 3.0 | 4.0 | | 83 | 78 | 75 | 69 | 61 | 48 | 33 |
| 4KP-10-17 | 1230 | 11.75 | 3.0 | 4.0 | | 94 | 88 | 84 | 78 | 69 | 56 | 39 |
| 4KP-10-20 | 1410 | 13.70 | 4.0 | 5.5 | | 107 | 102 | 98 | 92.5 | 82 | 65 | 46 |
| 4KP-10-22 | 1530 | 15.00 | 4.0 | 5.5 | | 122 | 116 | 111 | 102.5 | 90 | 72 | 50 |
| 4KP-10-26 | 1770 | 18.00 | 5.5 | 7.5 | | 140 | 136 | 130 | 122 | 107 | 86 | 59 |
| 4KP-10-28 | 1890 | 19.05 | 5.5 | 7.5 | | 153 | 144 | 137 | 127 | 112 | 91 | 65 |

Weight (kg) and Height H (mm) are approximate
Outer Dia. (OD) : 98mm

## Dimensional Drawing

Performance Data remains same.

| | |
|---|---|
| Nominal Flow | 10 m³/h |
| Type | 4KP-10 |
| Outlet Size | 2" |

## 4" PERFORMANCE CURVES

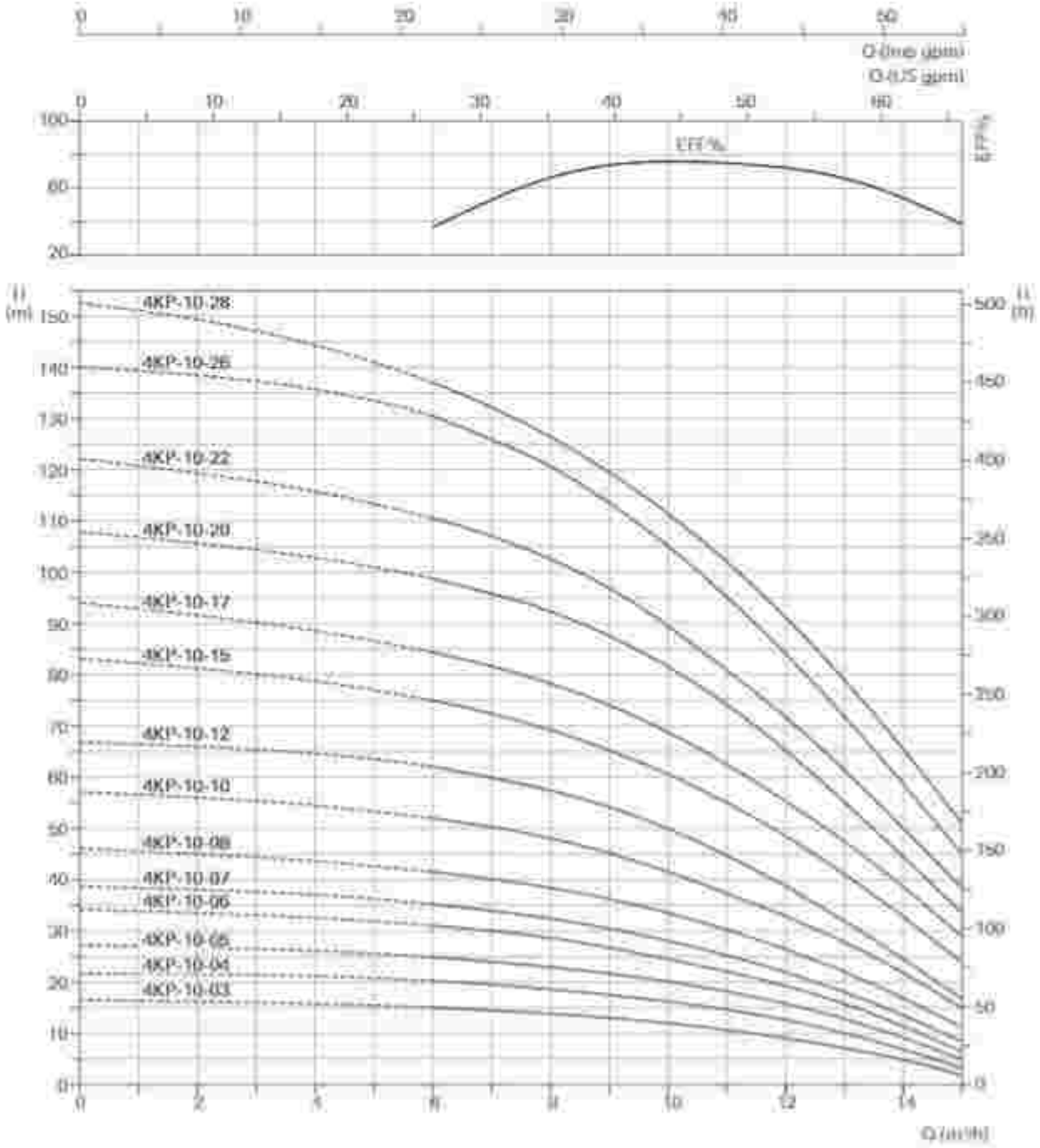


The Given details / drawings / specifications are subject to change without prior notice.

| | |
|---|---|
| Nominal Flow | 14 m³/h |
| Type | 4KP-14 |
| Outlet Size | 2" |

## 4" SUBMERSIBLE PUMPS

## Performance Data

| Model | Dimensions | | Power | | lpm | 0 | 133.2 | 166.8 | 200 | 233.4 | 266.4 | 300 | 333.6 |
|---|---|---|---|---|---|---|---|---|---|---|---|---|---|
| | Height (mm) | Nett.Wt. (kg) | kW | HP | m³/h | 0 | 8 | 10 | 12 | 14 | 16 | 18 | 20 |
| 4KP-14-03 | 463 | 2.33 | 0.75 | 1.0 | TOTAL DYNAMIC HEAD IN METRES | 17 | 14 | 13 | 12 | 9 | 7 | | |
| 4KP-14-05 | 610 | 4.00 | 1.1 | 1.5 | | 29 | 24 | 22 | 19 | 16 | 14 | 9 | 6 |
| 4KP-14-07 | 775 | 5.45 | 1.5 | 2.0 | | 38 | 33 | 30 | 26 | 22 | 18 | 14 | 9 |
| 4KP-14-10 | 1009 | 7.85 | 2.2 | 3.0 | | 59 | 49 | 45 | 40 | 34 | 29 | 22 | 15 |
| 4KP-14-11 | 1087 | 8.60 | 2.2 | 3.0 | | 64 | 59 | 50 | 45 | 39 | 33 | 25 | 17 |
| 4KP-14-12 | 1165 | 9.50 | 3.0 | 4.0 | | 69 | 59 | 55 | 48 | 43 | 34 | 27 | 18 |
| 4KP-14-13 | 1243 | 10.10 | 3.0 | 4.0 | | 74 | 65 | 58 | 52 | 44 | 36 | 29 | 20 |
| 4KP-14-15 | 1477 | 12.40 | 3.7 | 5.0 | | 89 | 77 | 69 | 62 | 53 | 44 | 34 | 24 |
| 4KP-14-17 | 1555 | 13.20 | 3.7 | 5.0 | | 98 | 86 | 77 | 66 | 59 | 49 | 38 | 27 |
| 4KP-14-22 | 1945 | 17.10 | 5.5 | 7.5 | | 123 | 104 | 93 | 82 | 70 | 57 | 43 | 29 |
| 4KP-14-24 | 2101 | 18.75 | 5.5 | 7.5 | | 134 | 114 | 104 | 92 | 78 | 64 | 49 | 33 |

Weight (kg) and Height H (mm) are approximate
Outer Dia. (OD) : 98mm

## Dimensional Drawing

Performance Data remains same.

| | |
|---|---|
| Nominal Flow | 14 m³/h |
| Type | 4KP-14 |
| Outlet Size | 2" |

## 4" PERFORMANCE CURVES

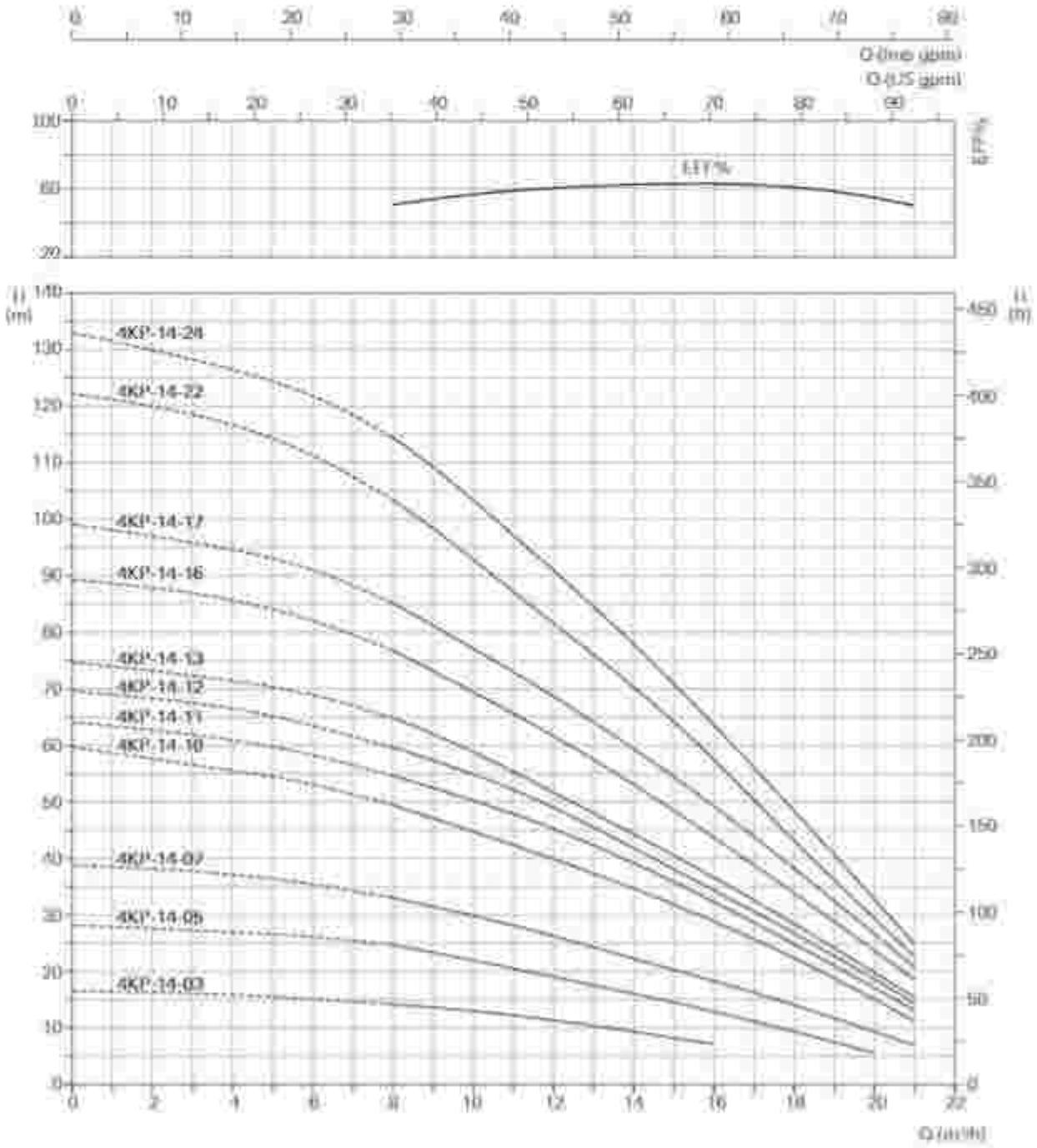


The Given details / drawings / specifications are subject to change without prior notice.

| | |
|---|---|
| Nominal Flow | 18 m³/h |
| Type | 4KP-18 |
| Outlet Size | 2" |

## 4" SUBMERSIBLE PUMPS

## Performance Data

| Model | Dimensions | | Power | | lpm | 0 | 166.8 | 199.8 | 231.5 | 264.4 | 300 | 333.6 | 366.6 |
|---|---|---|---|---|---|---|---|---|---|---|---|---|---|
| | Height (mm) | Nett Wt. (kg) | kW | HP | m³/h | 0 | 10 | 12 | 14 | 16 | 18 | 20 | 22 |
| 4KP-18-04 | 476 | 3.30 | 1.1 | 1.5 | TOTAL DYNAMIC HEAD IN METRES | 17 | 14 | 13 | 11 | 10 | 9 | 8 | 6 |
| 4KP-18-06 | 632 | 4.50 | 1.5 | 2.0 | | 26 | 19 | 18 | 17 | 16 | 14 | 11 | 9 |
| 4KP-18-09 | 788 | 6.50 | 2.2 | 3.0 | | 38 | 31 | 29 | 27 | 24 | 21 | 17 | 14 |
| 4KP-18-13 | 1022 | 10.00 | 2.2 | 5.0 | | 54 | 45 | 42 | 37 | 34 | 28 | 24 | 20 |
| 4KP-18-14 | 1100 | 10.20 | 4.0 | 5.5 | | 58 | 48 | 44 | 41 | 37 | 33 | 27 | 23 |
| 4KP-18-20 | 1178 | 14.0 | 5.5 | 7.5 | | 81 | 68 | 63 | 57 | 52 | 46 | 38 | 30 |
| 4KP-18-22 | 1256 | 15.40 | 5.5 | 7.5 | | 89 | 74 | 71 | 61 | 55 | 48 | 41 | 32 |
| 4KP-18-26 | 1490 | 18.20 | 7.5 | 10.0 | | 106 | 90 | 87 | 76 | 67 | 57 | 47 | 37 |
| 4KP-18-28 | 1568 | 19.60 | 7.5 | 10.0 | | 116 | 97 | 89 | 82 | 73 | 64 | 54 | 43 |

Weight (kg) and Height (mm) are approximate.
Outer Dia. (OD) 98mm

## Dimensional Drawing

Performance Data remains same.

GENVIK

| | |
|---|---|
| Nominal Flow | 18 m³/h |
| Type | 4KP-18 |
| Outlet Size | 2" |

## 4" PERFORMANCE CURVES

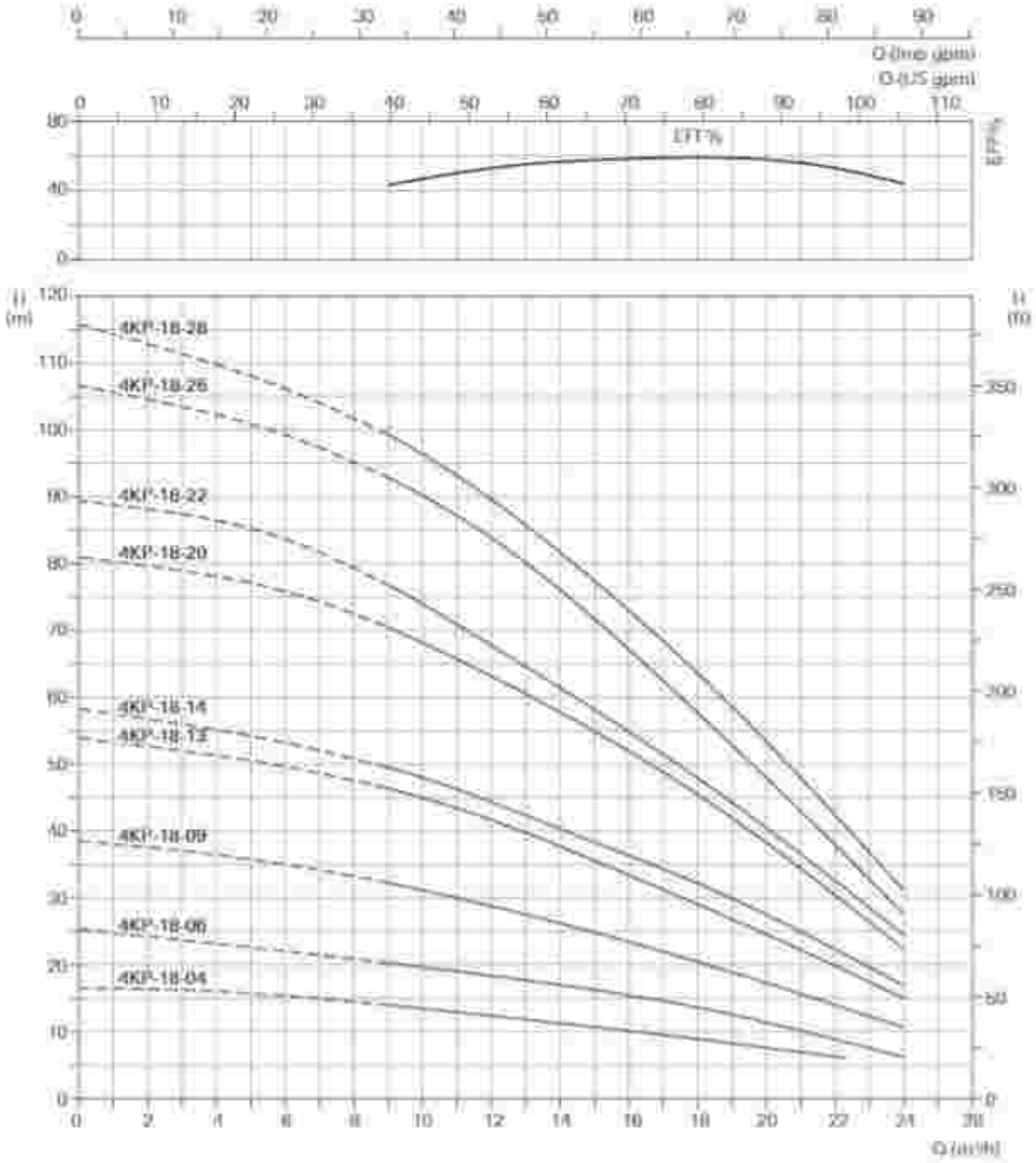


The Genvik details / drawings / specifications are subject to change without prior notice.

# FRICTION LOSS CHART

Permissible ranges of volume rates flow in l/s through Galvanized Steel Pipe to limit Friction Losses to 10 Percent of the Pipe Length.

| Grade → | Light | Medium | Heavy |
|---|---|---|---|
| Nominal pipe dia in mm ↓ | Rate of flow in lps | Rate of flow in lps | Rate of flow in lps |
| 40 | 1.90 - 2.74 | 1.78 - 2.67 | 1.58 - 2.41 |
| 50 | 2.74 - 5.24 | 2.67 - 4.95 | 2.41 - 4.54 |
| 65 | 5.24 - 9.97 | 4.95 - 9.80 | 4.54 - 9.17 |
| 80 | 9.97 - 15.54 | 9.80 - 14.97 | 9.17 - 14.20 |
| 100 | 15.54 - 30.84 | 14.97 - 30.0 | 14.20 - 28.67 |
| 125 | - | 30.0 - 52.50 | 28.67 - 51.37 |
| 150 | - | 52.50 - 94.18 | 51.37 - 82.63 |

Permissible ranges of volume rates flow in l/s through RPVC Pipe to limit Friction Losses to 10 Percent of the Pipe Length.

| Grade → | Class (0.25Mpa) | Class (0.4Mpa) | Class (0.6Mpa) |
|---|---|---|---|
| Nominal pipe dia in mm ↓ | Rate of flow in lps | Rate of flow in lps | Rate of flow in lps |
| 40 | - | - | Up to 2.04 |
| 50 | - | - | 2.04 - 3.70 |
| 63 | - | 3.80 - 7.24 | 3.70 - 6.77 |
| 75 | - | 7.24 - 11.47 | 6.77 - 10.76 |
| 90 | 1.50 - 19.58 | 11.47 - 18.50 | 10.76 - 17.41 |
| 110 | 19.58 - 33.25 | 18.08 - 31.71 | 17.41 - 29.75 |
| 125 | 33.25 - 48.63 | 31.71 - 44.33 | 29.75 - 41.44 |
| 140 | 48.63 - 62.92 | 44.33 - 59.79 | 41.44 - 55.97 |
| 160 | 62.92 - 89.28 | 59.79 - 84.96 | 55.97 - 79.76 |

Friction loss in metres for 10 metres long new steel galvanized pipe (C=40)

| Nominal Pipe Outer dia in mm / inches | 25 / 1" | 32 / 1¼" | 40 / 1½" | 50 / 2" | 65 / 2½" | 80 / 3" | 100 / 4" | 125 / 5" | 150 / 6" |
|---|---|---|---|---|---|---|---|---|---|
| Volume rate of flow lps | | | | | | | | | |
| 0.50 | 0.364 | | | | | | | | |
| 1.00 | 1.315 | 0.341 | | | | | | | |
| 1.25 | 1.888 | 0.516 | 0.256 | | | | | | |
| 1.60 | 3.140 | 0.814 | 0.388 | | | | | | |
| 2.00 | | 1.231 | 0.587 | | | | | | |
| 2.50 | | 1.861 | 0.886 | 0.282 | | | | | |
| 3.2 | | 2.940 | 1.402 | 0.446 | 0.126 | | | | |
| 4.0 | | | 2.120 | 0.674 | 0.190 | | | | |
| 5.0 | | | 3.205 | 1.018 | 0.288 | | | | |
| 8.0 | | | | 2.432 | 0.687 | 0.313 | | | |
| 10.0 | | | | 3.678 | 1.038 | 0.474 | 0.131 | | |
| 12.5 | | | | | 1.570 | 0.716 | 0.198 | | |
| 16 | | | | | 2.478 | 1.131 | 0.312 | 0.111 | |
| 20 | | | | | 3.747 | 1.710 | 0.472 | 0.167 | |
| 25 | | | | | | 2.584 | 0.713 | 0.253 | 0.106 |
| 32 | | | | | | 4.033 | 1.127 | 0.400 | 0.157 |
| 40 | | | | | | | 1.704 | 0.605 | 0.252 |
| 50 | | | | | | | 2.576 | 0.914 | 0.381 |
| 60 | | | | | | | | 1.281 | 0.534 |
| 80 | | | | | | | | 2.182 | 0.910 |
| 100 | | | | | | | | 3.299 | 1.376 |
| 125 | | | | | | | | | 2.081 |

Friction loss in metres for 10 metres long new RPVC pipe (C=150)

| Nominal Pipe Outer dia in mm / inches | 40 / 1½ | 50 / 2" | 63 / 2½" | 75 / 3" | 90 / 3½" | 110 / 4¼" | 125/ 5" | 140 / 5½" | 160 / 6¼" |
|---|---|---|---|---|---|---|---|---|---|
| Volume rate of flow lps | | | | | | | | | |
| 0.50 | 0.571 | | | | | | | | |
| 1.00 | 0.369 | 0.131 | | | | | | | |
| 1.25 | 0.405 | 0.211 | 0.160 | | | | | | |
| 1.60 | 0.540 | 0.310 | 0.250 | | | | | | |
| 2.00 | 0.907 | 0.483 | 0.377 | | | | | | |
| 2.50 | 1.462 | 0.762 | 0.571 | 0.106 | | | | | |
| 3.20 | 2.309 | 1.153 | 1.362 | 0.166 | 0.237 | | | | |
| 4.0 | 3.491 | 1.742 | 2.060 | 0.242 | 0.358 | | | | |
| 5.0 | | 2.161 | 3.114 | 0.577 | 0.542 | | | | |
| 8.0 | | | 4.919 | 0.873 | 0.866 | 0.133 | | | |
| 10.0 | | | | 1.319 | 1.310 | 0.201 | 0.172 | | |
| 12.5 | | | | 2.004 | 1.966 | 0.317 | 0.260 | | |
| 16 | | | | 3.151 | 3.089 | 0.478 | 0.392 | 0.225 | |
| 20 | | | | | | 0.725 | 0.595 | 0.356 | |
| 25 | | | | | | 1.146 | 0.937 | 0.537 | 0.117 |
| 32 | | | | | | 1.731 | 1.416 | 0.812 | 0.184 |
| 40 | | | | | | 2.617 | 1.965 | 1.139 | 0.279 |
| 50 | | | | | | 3.998 | 3.282 | 1.939 | 0.421 |
| 60 | | | | | | | | 2.931 | 0.590 |
| 80 | | | | | | | | | 1.006 |
| 100 | | | | | | | | | 1.521 |
| 125 | | | | | | | | | 2.269 |

The Given details / drawings / specifications are subject to change without prior notice.

## FLOW RATE

| Litre Per Second l/s | Litre Per Minute l/min | Cubic Metre Per Hour $m^3/h$ | Cubic Foot Per Hour $ft^3/h$ | Cubic Foot Per Minute $ft^3/min$ | Imp.Gallon Per Minute Imp. gal/min | US Gallon Per Minute Us gal/min | Barrel Per Day |
|---|---|---|---|---|---|---|---|
| 1 | 60 | 3.6 | 127.133 | 2.1189 | 13.2 | 15.85 | 543.439 |
| 0.017 | 1 | 0.06 | 2.1189 | 0.0353 | 0.22 | 0.264 | 9.057 |
| 0.278 | 16.667 | 1 | 35.3147 | 0.5886 | 3.666 | 4.403 | 150.955 |
| 0.008 | 0.472 | 0.0283 | 1 | 0.0167 | 0.104 | 0.125 | 4.275 |
| 0.472 | 28.317 | 1.6990 | 60 | 1 | 6.229 | 7.480 | 256.475 |
| 0.076 | 4.528 | 0.2728 | 9.6336 | 0.105 | 1 | 1.201 | 41.175 |
| 0.063 | 3.785 | 0.2271 | 8.0219 | 0.1337 | 0.833 | 1 | 34.286 |
| 0.002 | 0.110 | 0.0066 | 0.2339 | 0.0039 | 0.024 | 0.029 | 1 |

## LIQUID

| Cubic Metre $m^3$ | Litre l | Millilitre ml | Imp.Gallon Imp.Gal | US Gallon US Gal | Cubic Foot $ft^3$ |
|---|---|---|---|---|---|
| 1 | 1000 | $1 \times 10^6$ | 220 | 264.2 | 35.3147 |
| 0.001 | 1 | 1000 | 0.22 | 0.2642 | 0.0353 |
| $1 \times 10^{-6}$ | 0.001 | 1 | $2.2 \times 10^{-4}$ | $2.642 \times 10^{-4}$ | $3.53 \times 10^{-5}$ |
| 0.00455 | 4.546 | 4546 | 1 | 1.201 | 0.1605 |
| 0.00378 | 3.785 | 3785 | 0.8327 | 1 | 0.1337 |
| 0.0283 | 27.317 | 28.317 | 6.2288 | 7.4805 | 1 |

## LIQUID HEAD AND PRESSURE

| Newton Per square | Litre Per Minute l/min | Cubic Metre Per Hour $m^3/h$ | Cubic Foot Per Hour $ft^3/h$ | Cubic Foot Per Minute $ft^3/min$ | Imp.Gallon Per Minute Imp. gal/min | US Gallon Per Minute Us gal/min | Barrel Per Day |
|---|---|---|---|---|---|---|---|
| 1 | 0.001 | $1 \times 10^{-3}$ | $1.02 \times 10^{-1}$ | $3.36 \times 10^{-3}$ | $1.02 \times 10^{-3}$ | 0.0076 | $2.96 \times 10^{-3}$ |
| 1000 | 1 | 0.01 | 0.0102 | 0.336 | 0.102 | 7 | 0.295 |
| $1 \times 10^{5}$ | 100 | 1 | 1.02 | 33.52 | 10.02 | 750.1 | 29.53 |
| 98.067 | 98.07 | 0.981 | 1 | 32.52 | 10 | 735.6 | 28.96 |
| 6895 | 6.895 | 0.069 | 0.0703 | 2.31 | 0.703 | 51.72 | 0.036 |
| 2984 | 2.984 | 0.03 | 0.0305 | 1 | 0.305 | 22.42 | 0.883 |
| 9.789 | 0.789 | 0.008 | 0.1 | 3.30 | 1 | 73.42 | 0.001 |
| 133.3 | 0.133 | 0.0013 | 0.0014 | 0.045 | 0.014 | 1 | 0.039 |
| 3386 | 3.386 | 0.0338 | 0.0346 | 1.13 | 0.0345 | 25.4 | 1 |

# YOU ARE LOOKING AT WHAT THE FUTURE IS COMING TO!

Genvik presents a stable of products for a new generation of customers and applications

GENVIK

**ACNAL INDUSTRIES PRIVATE LIMITED**
41, Sundaramshwara Nagar, Nalla Thannee Thottam, Sowripalayam Main Road, Vilankurichi, Coimbatore – 641 035
Ph. : 91 94894 22000, Email : sales@genvikpumps.com, Website : www.genvikpumps.com

GV-UCP-R02